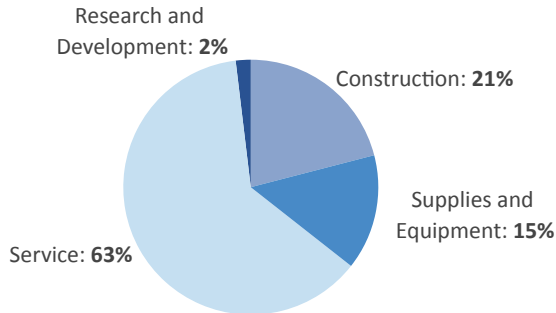


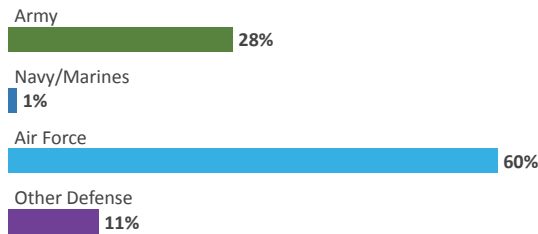
# WYOMING

## DEFENSE CONTRACTS

### By Type



### By Service



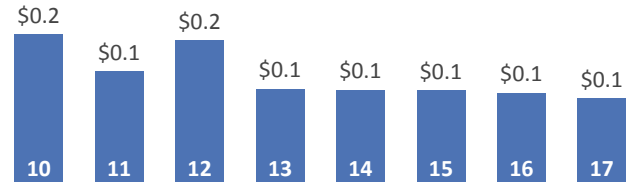
### Top Defense Contractors

(M=millions)

M1 Support Services	\$18.1 M
Summit Construction	\$6.9 M
AGEISS	\$4.7 M
Four Tribes Construction Services	\$4.3 M
M2 Technology	\$3.8 M
Bristol General Contractors	\$3.6 M
RECCO	\$3.2 M
Olgoonik Diversified Services	\$3.0 M
Kennon Products	\$2.7 M
RMC Sound Earth	\$2.2 M

### Contract Awards Performed

(By Fiscal Year, Billions)

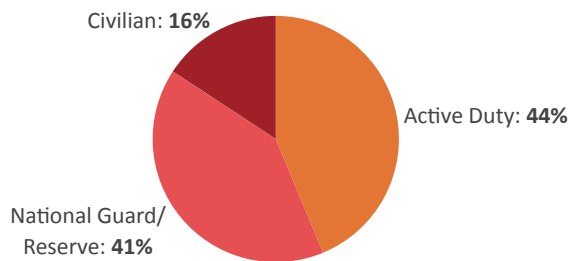


## DEFENSE PERSONNEL

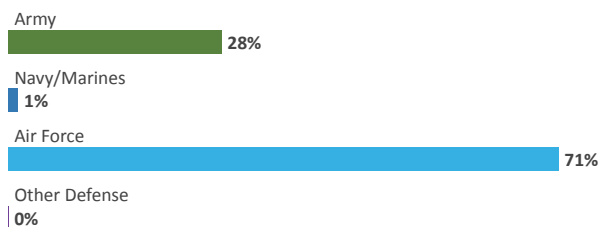
### Allocations, By Type

**\$307.3 MILLION**  
TOTAL PAYROLL

**7,197**  
TOTAL PERSONNEL



### Allocations, By Service



### Top Defense Personnel Locations

County	Total*	Active Duty Military	Civilian
Laramie	5,966	3,080	1,032
Platte	306	53	59
Natrona	176	ND	11
Albany	128	10	ND
Goshen	83	ND	ND
Uinta	81	ND	ND
Sheridan	79	ND	ND
Fremont	78	ND	ND
Campbell	69	ND	ND
Sweetwater	62	ND	ND

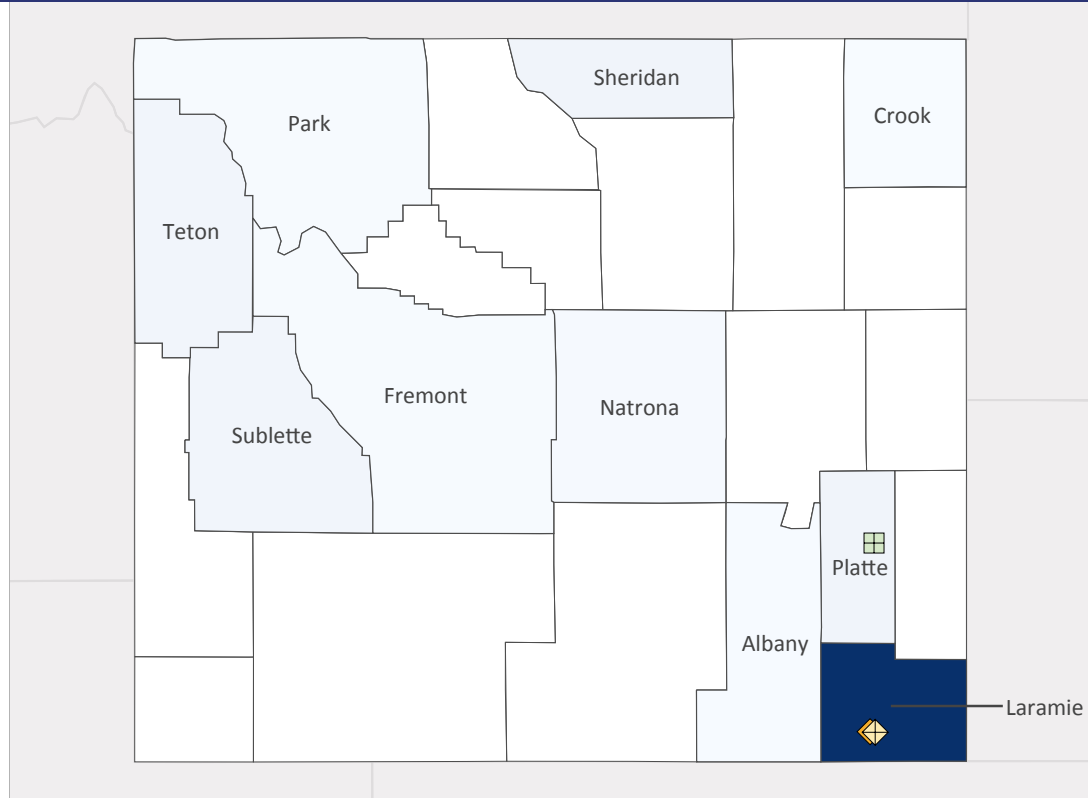
\*Total also includes uniformed National Guard and Reserve units.

Data sources: DoD's Defense Manpower Data Center; DoD's Procurement and Acquisition Policy; DoD's Military Installations, Ranges and Training Areas; USASpending.gov; U.S. Bureau of Economic Analysis; U.S. Census Bureau; and Unitedstateszipcodes.org.

<b>#51</b> \$0.4 B SPENT IN STATE	<b>#40</b> 1.0% OF STATE GDP	<b>0.1%</b> OF TOTAL U.S. DEFENSE SPENDING	<b>\$686</b> PER RESIDENT	<b>#51</b> \$0.1 B CONTRACT SPENDING	<b>#49</b> 7,197 NUMBER OF PERSONNEL	<b>#48</b> \$0.3 B PERSONNEL SPENDING
---	---------------------------------	--	------------------------------	--	--	---

**TOP DEFENSE CONTRACT SPENDING LOCATIONS** (K=thousands M=millions)

Laramie County	\$82.3 M
Sheridan County	\$2.7 M
Platte County	\$2.5 M
Sublette County	\$2.3 M
Teton County	\$2.3 M
Natrona County	\$794.4 K
Park County	\$355.2 K
Fremont County	\$350.5 K
Albany County	\$346.4 K
Crook County	\$83.4 K



◆ AF Active    ◆ AF Guard    □ Army Guard

**TOP DEFENSE PERSONNEL SPENDING LOCATIONS** (K=thousands M=millions)

Laramie County	\$280.9 M
Platte County	\$10.4 M
Albany County	\$3.7 M
Natrona County	\$3.0 M
Fremont County	\$1.8 M
Sheridan County	\$1.5 M
Uinta County	\$1.4 M
Converse County	\$796.2 K
Campbell County	\$738.6 K
Lincoln County	\$646.3 K

