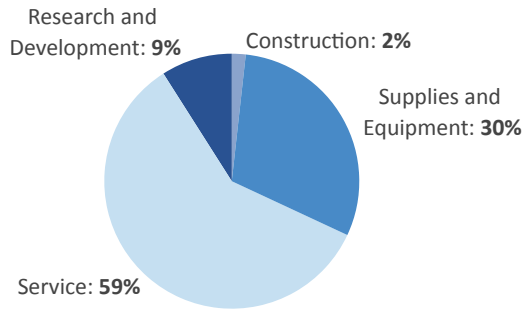


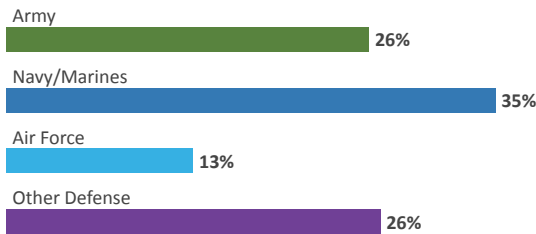
VIRGINIA

DEFENSE CONTRACTS

By Type



By Service



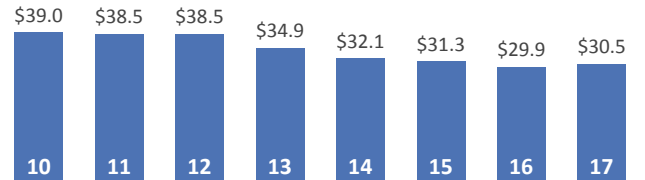
Top Defense Contractors

(M=millions B=billions)

Northrop Grumman	\$1.8 B
Huntington Ingalls	\$1.6 B
Atlantic Diving Supply	\$1.3 B
Leidos	\$931.3 M
Booz Allen Hamilton	\$888.7 M
CACI	\$733.8 M
SAIC	\$715.7 M
General Dynamics	\$682.0 M
Lockheed Martin	\$646.9 M
Hewlett -Packard	\$505.0 M

Contract Awards Performed

(By Fiscal Year, Billions)

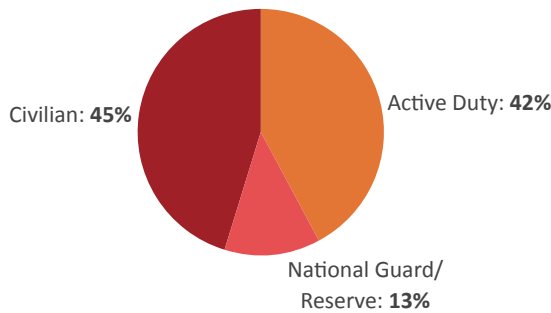


DEFENSE PERSONNEL

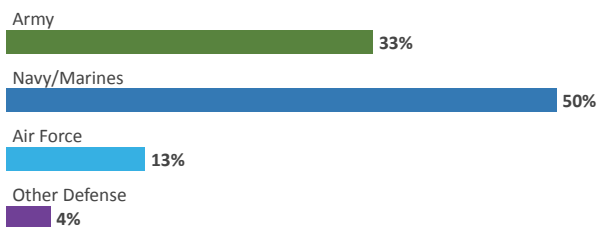
Allocations, By Type

\$15.7 BILLION
TOTAL PAYROLL

208,701
TOTAL PERSONNEL



Allocations, By Service



Top Defense Personnel Locations

County	Total*	Active Duty Military	Civilian
Norfolk City	35,061	16,510	16,204
Virginia Beach City	25,657	16,552	3,544
Fairfax	21,605	6,381	11,796
Arlington	18,511	2,731	15,537
Portsmouth City	16,567	2,803	13,546
Prince William	12,953	7,566	4,258
Prince George	12,896	8,926	3,475
York	10,221	7,783	642
Newport News City	10,168	5,526	3,562
Accomack	7,594	6,734	83

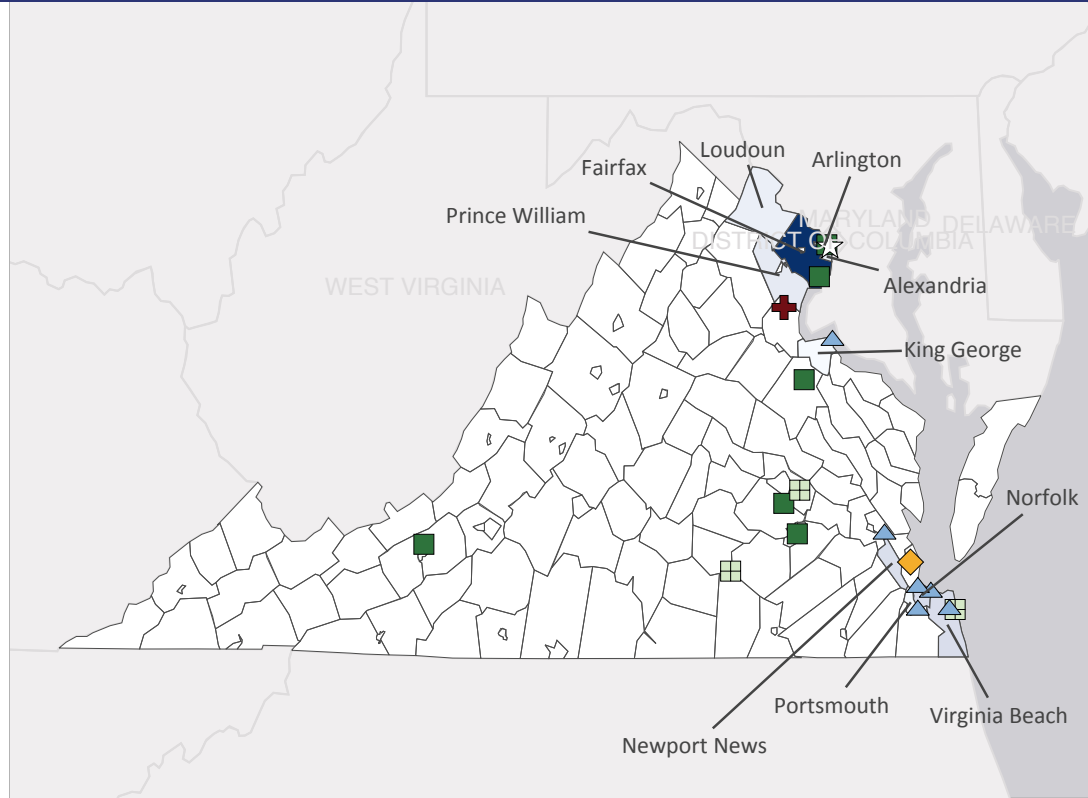
*Total also includes uniformed National Guard and Reserve units.

Data sources: DoD's Defense Manpower Data Center; DoD's Procurement and Acquisition Policy; DoD's Military Installations, Ranges and Training Areas; USASpending.gov; U.S. Bureau of Economic Analysis; U.S. Census Bureau; and Unitedstateszipcodes.org.

#2 \$46.2 B SPENT IN STATE	#1 8.9% OF STATE GDP	11.4% OF TOTAL U.S. DEFENSE SPENDING	\$5,459 PER RESIDENT	#2 \$30.5 B CONTRACT SPENDING	#3 208,701 NUMBER OF PERSONNEL	#1 \$15.7 B PERSONNEL SPENDING
---	--------------------------------	---	--------------------------------	--	---	---

TOP DEFENSE CONTRACT SPENDING LOCATIONS (M=millions B=billions)

Fairfax County	\$13.7 B
Arlington County	\$2.6 B
Norfolk City	\$2.2 B
Virginia Beach City	\$2.1 B
Newport News City	\$2.0 B
Prince William County	\$1.4 B
Alexandria City	\$1.1 B
Loudoun County	\$1.1 B
Portsmouth City	\$511.6 M
King George County	\$378.0 M



◆ AF Active
 ■ Army Active
 Army Guard
 + MC Active
 ▲ Navy Active
 ☆ WHS

TOP DEFENSE PERSONNEL SPENDING LOCATIONS (M=millions B=billions)

Norfolk City	\$2.8 B
Fairfax County	\$2.1 B
Arlington County	\$2.0 B
Virginia Beach City	\$1.3 B
Portsmouth City	\$1.2 B
Accomack County	\$970.5 M
Prince George County	\$727.8 M
Newport News City	\$646.4 M
York County	\$589.3 M
Prince William County	\$582.8 M

