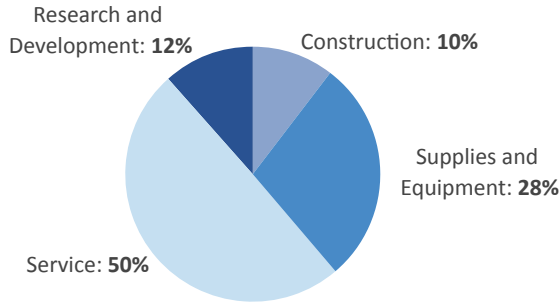


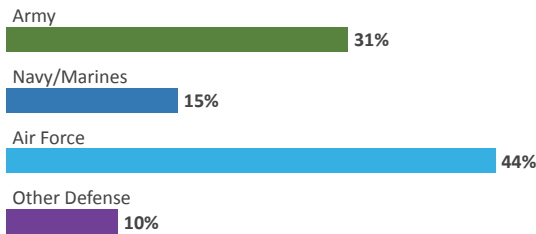
UTAH

DEFENSE CONTRACTS

By Type



By Service



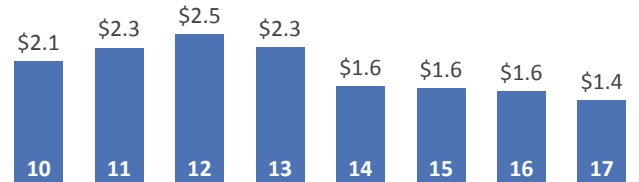
Top Defense Contractors

(M=millions)

L3 Technologies	\$258.8 M
AECOM	\$100.8 M
Northrop Grumman	\$89.5 M
Boeing	\$52.4 M
Utah State University	\$27.6 M
Jacobs Engineering Group	\$26.0 M
Sinclair Companies	\$23.1 M
Chenega Corp.	\$19.3 M
Mountain West Precast	\$17.7 M
Kihomac	\$14.0 M

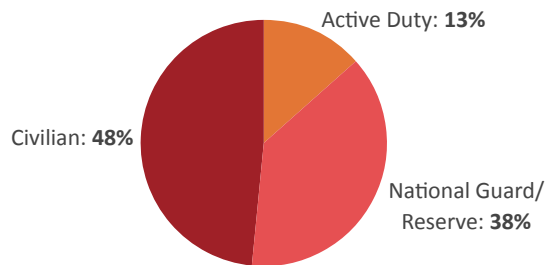
Contract Awards Performed

(By Fiscal Year, Billions)



DEFENSE PERSONNEL

Allocations, By Type



\$1.6 BILLION
TOTAL PAYROLL

31,301
TOTAL PERSONNEL

Allocations, By Service



Top Defense Personnel Locations

County	Total*	Active Duty Military	Civilian
Davis	17,862	3,867	12,630
Salt Lake	8,728	225	1,154
Tooele	1,257	29	1,069
Utah	1,224	23	24
Weber	1,048	46	178
Washington	351	ND	15
Cache	217	ND	10
Carbon	182	ND	ND
Iron	98	ND	ND
Box Elder	95	ND	57

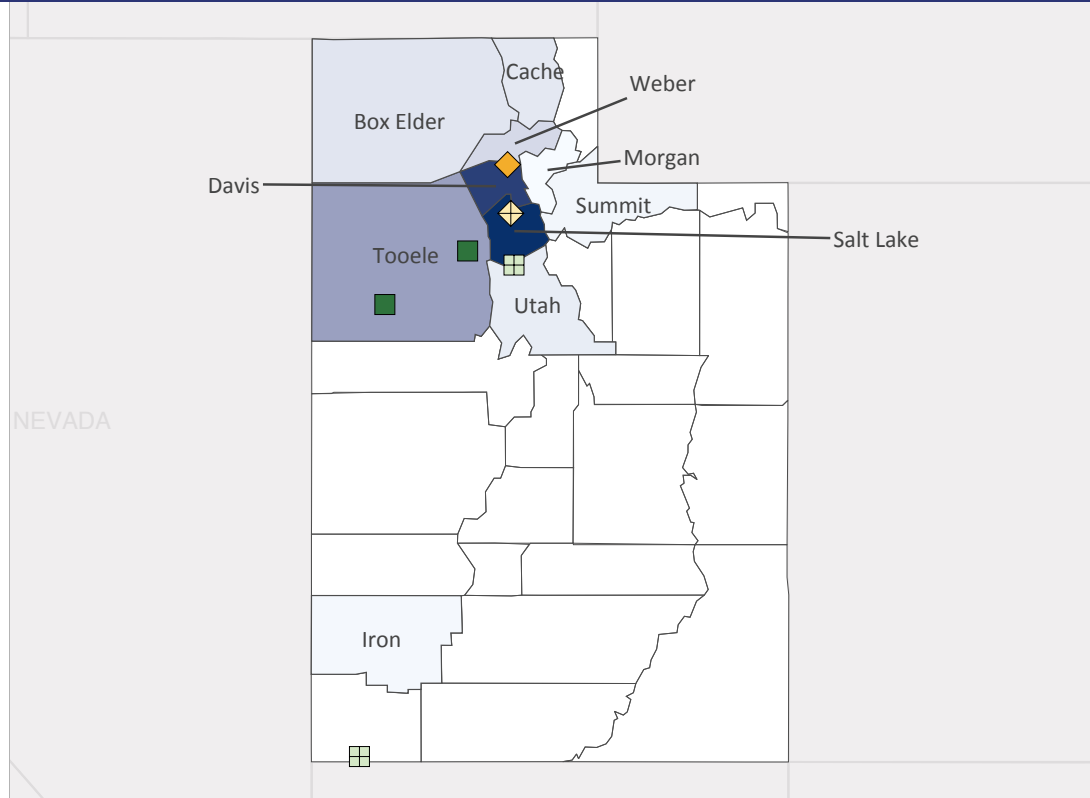
*Total also includes uniformed National Guard and Reserve units.

Data sources: DoD's Defense Manpower Data Center; DoD's Procurement and Acquisition Policy; DoD's Military Installations, Ranges and Training Areas; USASpending.gov; U.S. Bureau of Economic Analysis; U.S. Census Bureau; and Unitedstateszipcodes.org.

#31 \$3.0 B SPENT IN STATE	#26 1.8% OF STATE GDP	0.7% OF TOTAL U.S. DEFENSE SPENDING	\$982 PER RESIDENT	#35 \$1.4 B CONTRACT SPENDING	#25 31,301 NUMBER OF PERSONNEL	#25 \$1.6 B PERSONNEL SPENDING
---	---------------------------------	--	------------------------------	--	---	---

TOP DEFENSE CONTRACT SPENDING LOCATIONS (M=millions)

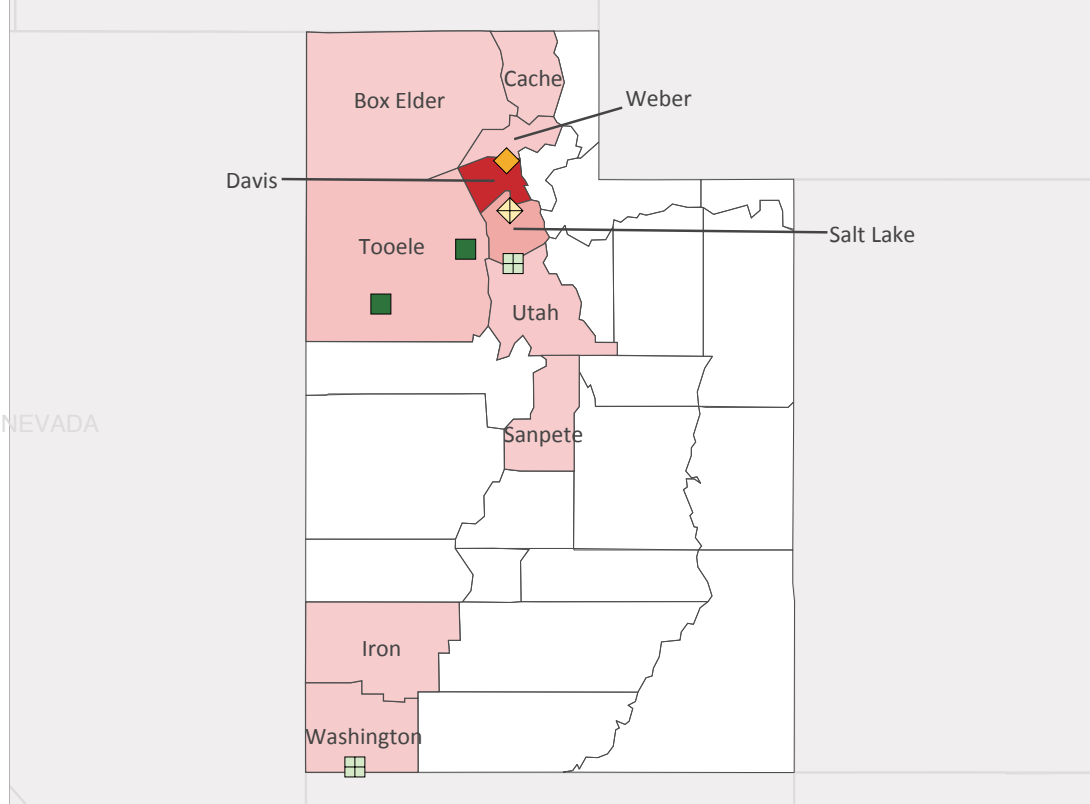
Salt Lake County	\$421.6 M
Davis County	\$383.3 M
Tooele County	\$176.4 M
Weber County	\$66.8 M
Box Elder County	\$44.8 M
Cache County	\$39.5 M
Utah County	\$30.8 M
Summit County	\$14.2 M
Iron County	\$8.9 M
Morgan County	\$4.3 M



◆ AF Active
 ◆ AF Guard
 ■ Army Active
 ■ Army Guard

TOP DEFENSE PERSONNEL SPENDING LOCATIONS (M=millions B=billions)

Davis County	\$1.2 B
Salt Lake County	\$282.1 M
Tooele County	\$86.7 M
Utah County	\$31.5 M
Weber County	\$30.4 M
Washington County	\$6.3 M
Box Elder County	\$5.3 M
Cache County	\$4.9 M
Iron County	\$2.1 M
Sanpete County	\$1.4 M



◆ AF Active
 ◆ AF Guard
 ■ Army Active
 ■ Army Guard