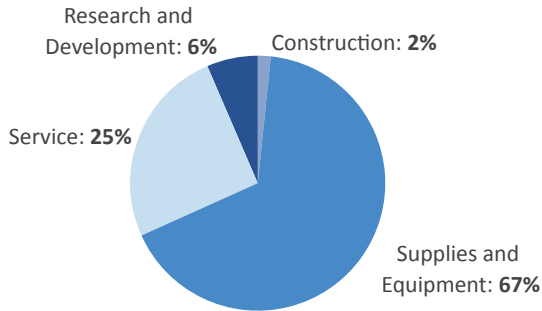


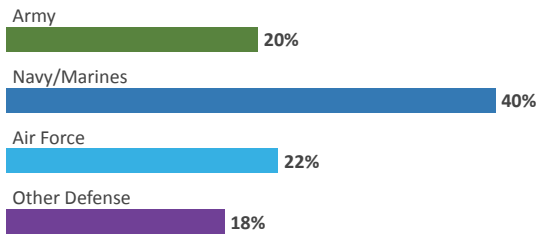
TEXAS

DEFENSE CONTRACTS

By Type



By Service



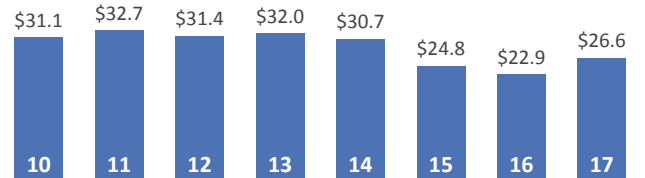
Top Defense Contractors

(M=millions B=billions)

Lockheed Martin	\$13.0 B
L3 Technologies	\$2.4 B
Bell Boeing Joint Project Office	\$1.9 B
Textron	\$839.4 M
Raytheon	\$832.4 M
Royal Dutch Shell	\$722.2 M
Cerberus Capital Management	\$406.3 M
Valero Energy	\$379.8 M
Andeavor	\$365.8 M
Phillips 66	\$249.5 M

Contract Awards Performed

(By Fiscal Year, Billions)

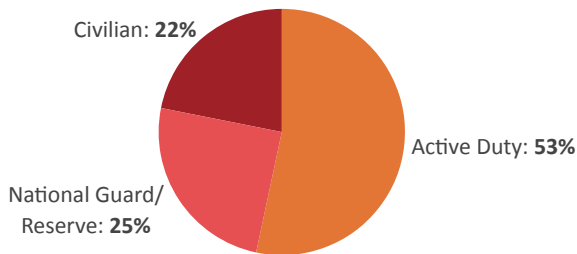


DEFENSE PERSONNEL

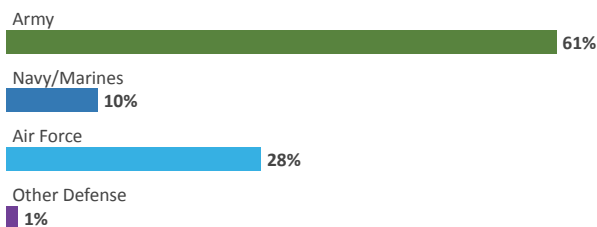
Allocations, By Type

\$11.0 BILLION
TOTAL PAYROLL

218,896
TOTAL PERSONNEL



Allocations, By Service



Top Defense Personnel Locations

County	Total*	Active Duty Military	Civilian
Bexar	69,265	35,250	22,118
Bell	38,933	32,071	5,543
El Paso	32,333	25,339	4,064
Tarrant	11,416	1,086	2,455
Harris	8,172	651	678
Wichita	7,976	6,523	1,126
Dallas	7,233	481	853
Nueces	5,844	1,373	3,724
Taylor	5,436	4,413	493
Travis	4,702	173	618

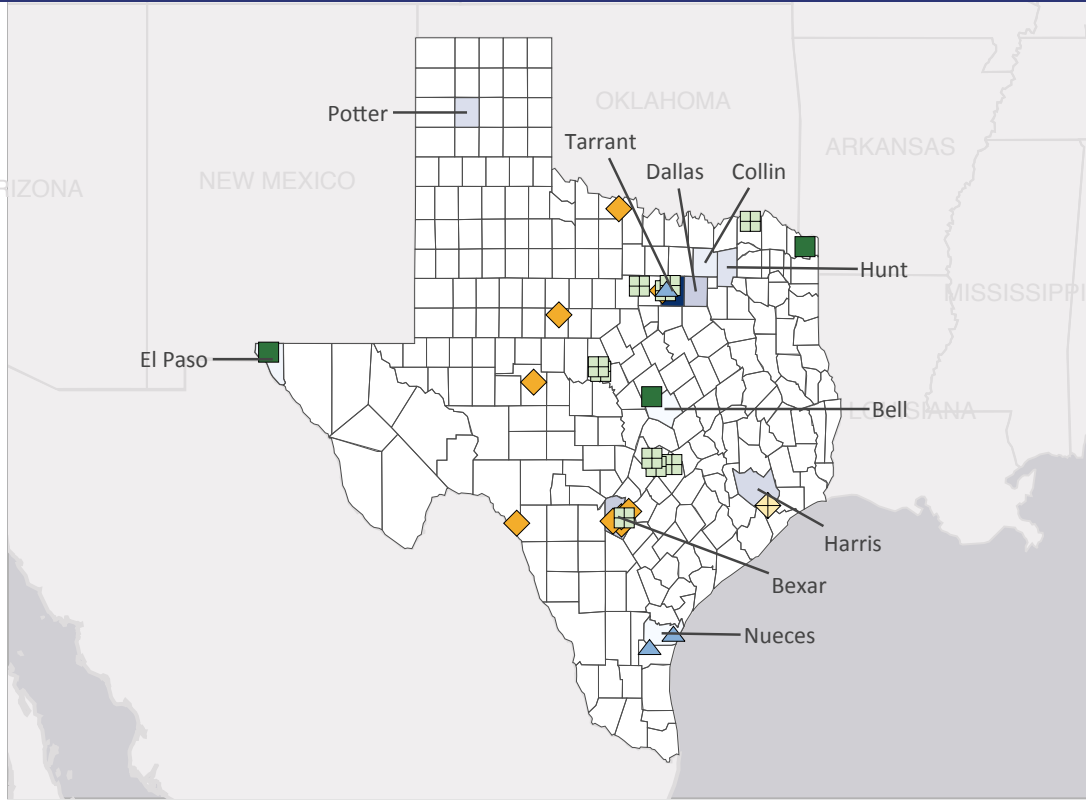
*Total also includes uniformed National Guard and Reserve units.

Data sources: DoD's Defense Manpower Data Center; DoD's Procurement and Acquisition Policy; DoD's Military Installations, Ranges and Training Areas; USASpending.gov; U.S. Bureau of Economic Analysis; U.S. Census Bureau; and Unitedstateszipcodes.org.

#3 \$37.7 B SPENT IN STATE	#20 2.2% OF STATE GDP	9.3% OF TOTAL U.S. DEFENSE SPENDING	\$1,331 PER RESIDENT	#3 \$26.6 B CONTRACT SPENDING	#2 218,896 NUMBER OF PERSONNEL	#3 \$11.0 B PERSONNEL SPENDING
---	---------------------------------	--	--------------------------------	--	---	---

TOP DEFENSE CONTRACT SPENDING LOCATIONS (M=millions B=billions)

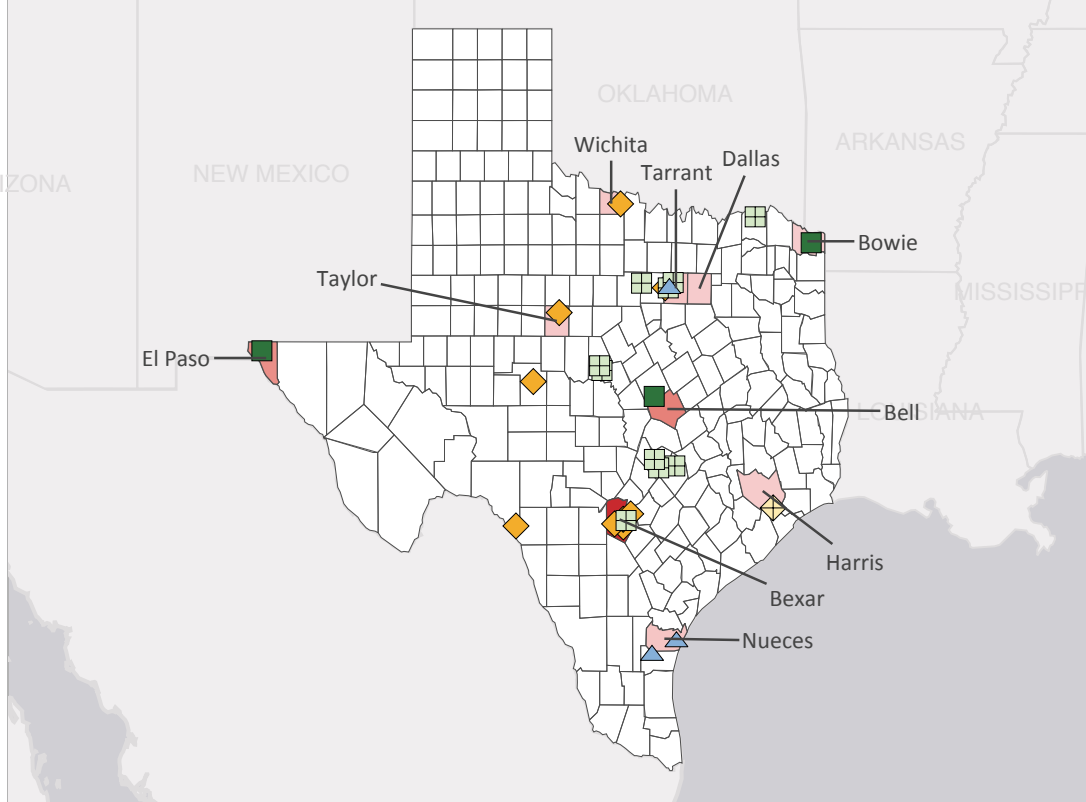
Tarrant County	\$13.0 B
Bexar County	\$2.9 B
Dallas County	\$2.9 B
Harris County	\$2.2 B
Potter County	\$1.9 B
Hunt County	\$1.6 B
Collin County	\$994.0 M
El Paso County	\$676.5 M
Bell County	\$341.3 M
Nueces County	\$332.0 M



◆ AF Active
 ◆ AF Guard
 ■ Army Active
 ■ Army Guard
 ▲ Navy Active

TOP DEFENSE PERSONNEL SPENDING LOCATIONS (M=millions B=billions)

Bexar County	\$4.0 B
Bell County	\$2.1 B
El Paso County	\$1.7 B
Tarrant County	\$422.5 M
Nueces County	\$382.6 M
Wichita County	\$320.3 M
Taylor County	\$283.3 M
Harris County	\$229.5 M
Dallas County	\$222.7 M
Bowie County	\$192.0 M



◆ AF Active
 ◆ AF Guard
 ■ Army Active
 ■ Army Guard
 ▲ Navy Active