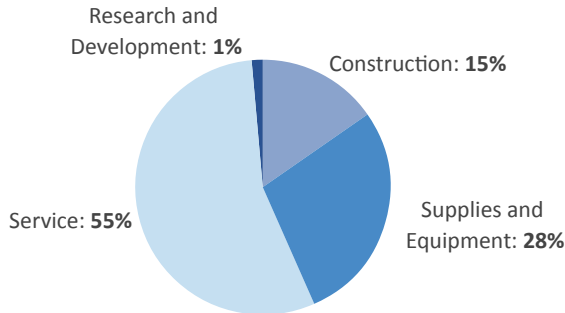


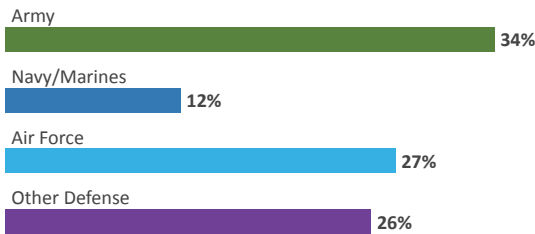
# TENNESSEE

## DEFENSE CONTRACTS

### By Type



### By Service



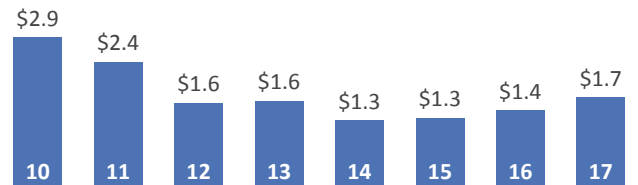
### Top Defense Contractors

(M=millions)

National Aerospace Solutions	\$252.7 M
BAE Systems	\$241.5 M
FedEx	\$228.0 M
ECI Defense Group	\$50.3 M
AECOM	\$44.2 M
Chemring Group	\$33.4 M
Heeter Geotechnical Construction	\$26.8 M
L3 Technologies	\$23.0 M
International Development & Resources	\$21.5 M
NANA Regional Corp.	\$20.5 M

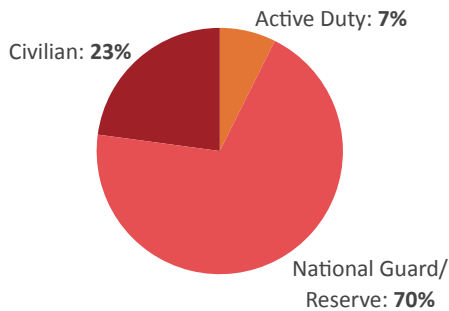
### Contract Awards Performed

(By Fiscal Year, Billions)



## DEFENSE PERSONNEL


### Allocations, By Type



**\$935.8 MILLION**  
TOTAL PAYROLL

**26,365**  
TOTAL PERSONNEL

### Allocations, By Service



### Top Defense Personnel Locations

County	Total*	Active Duty Military	Civilian
Shelby	6,440	1,217	2,333
Davidson	5,467	375	1,059
Blount	1,662	23	63
Knox	1,395	77	401
Hamilton	1,349	42	70
Rutherford	1,253	19	117
Montgomery	1,152	40	1,037
Coffee	669	52	362
Washington	508	41	36
Gibson	440	ND	35

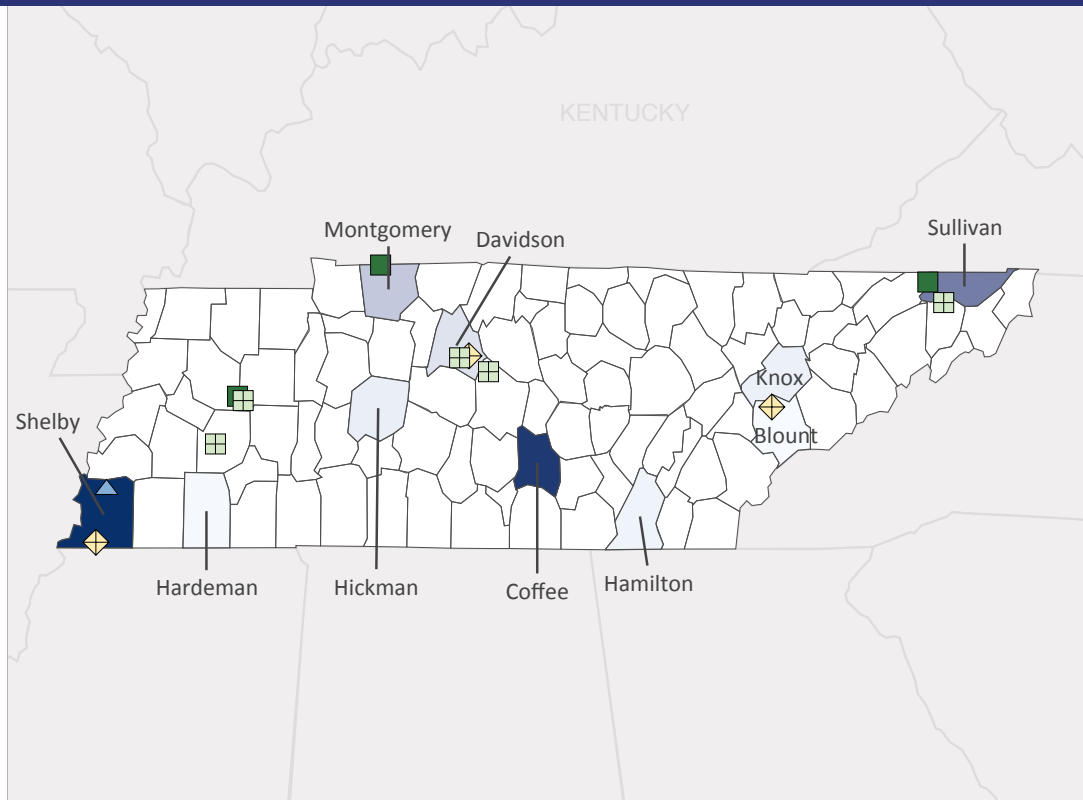
\*Total also includes uniformed National Guard and Reserve units.

Data sources: DoD's Defense Manpower Data Center; DoD's Procurement and Acquisition Policy; DoD's Military Installations, Ranges and Training Areas; USASpending.gov; U.S. Bureau of Economic Analysis; U.S. Census Bureau; and Unitedstateszipcodes.org.

<b>#34</b> \$2.6 B SPENT IN STATE	<b>#48</b> 0.8% OF STATE GDP	<b>0.6%</b> OF TOTAL U.S. DEFENSE SPENDING	<b>\$393</b> PER RESIDENT	<b>#31</b> \$1.7 B CONTRACT SPENDING	<b>#28</b> 26,365 NUMBER OF PERSONNEL	<b>#33</b> \$0.9 B PERSONNEL SPENDING
---	---------------------------------	--	------------------------------	--	---	---

**TOP DEFENSE CONTRACT SPENDING LOCATIONS** (M=millions)

Shelby County	\$394.0 M
Coffee County	\$374.3 M
Sullivan County	\$243.3 M
Montgomery County	\$112.1 M
Davidson County	\$69.1 M
Hickman County	\$51.2 M
Knox County	\$46.9 M
Hamilton County	\$42.0 M
Hardeman County	\$33.4 M
Blount County	\$30.0 M



◆ AF Guard    ■ Army Active    □ Army Guard    ▲ Navy Active

**TOP DEFENSE PERSONNEL SPENDING LOCATIONS** (M=millions)

Shelby County	\$351.0 M
Davidson County	\$201.0 M
Montgomery County	\$79.2 M
Knox County	\$45.9 M
Blount County	\$40.3 M
Coffee County	\$39.0 M
Rutherford County	\$27.4 M
Hamilton County	\$24.7 M
Washington County	\$9.8 M
Madison County	\$9.5 M

