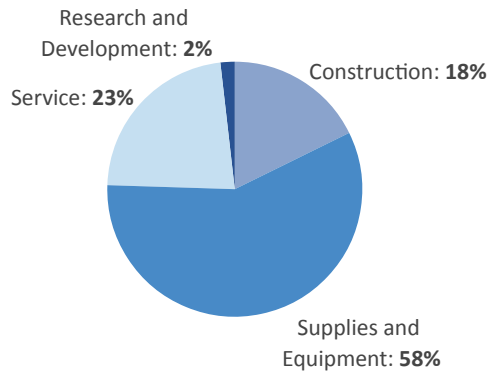


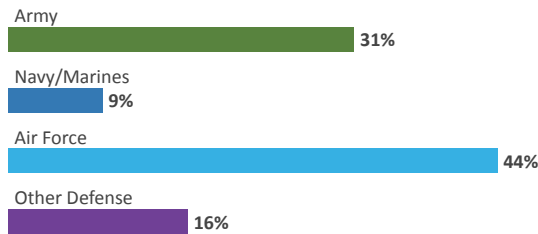
SOUTH DAKOTA

DEFENSE CONTRACTS

By Type



By Service



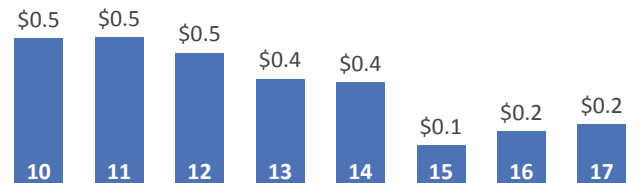
Top Defense Contractors

(M=millions)

Sterling Computers	\$82.0 M
Rosenbauer Beteiligungsverwaltung	\$13.6 M
Interstate Electrical Contractors	\$12.1 M
Dean Kurtz Construction	\$8.0 M
Tetra Tech	\$6.6 M
Hensel Phelps Construction	\$5.0 M
Pro-Mark Services	\$4.1 M
Forest Products Distributors	\$3.6 M
Structural Associates	\$2.6 M
State of South Dakota OASI Division	\$2.6 M

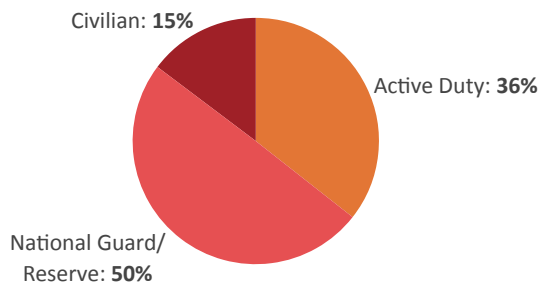
Contract Awards Performed

(By Fiscal Year, Billions)

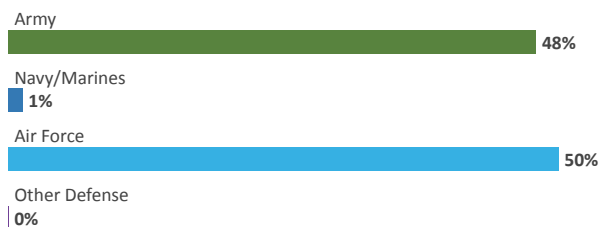


DEFENSE PERSONNEL

Allocations, By Type



Allocations, By Service



\$355.7 MILLION
TOTAL PAYROLL

9,467
TOTAL PERSONNEL

Top Defense Personnel Locations

County	Total*	Active Duty Military	Civilian
Meade	3,432	3,282	11
Minnehaha	2,159	17	334
Pennington	1,588	ND	820
Codington	330	ND	ND
Brown	264	ND	ND
Hughes	204	ND	45
Davison	159	ND	49
Charles Mix	143	ND	43
Brookings	138	ND	16
Beadle	117	ND	ND

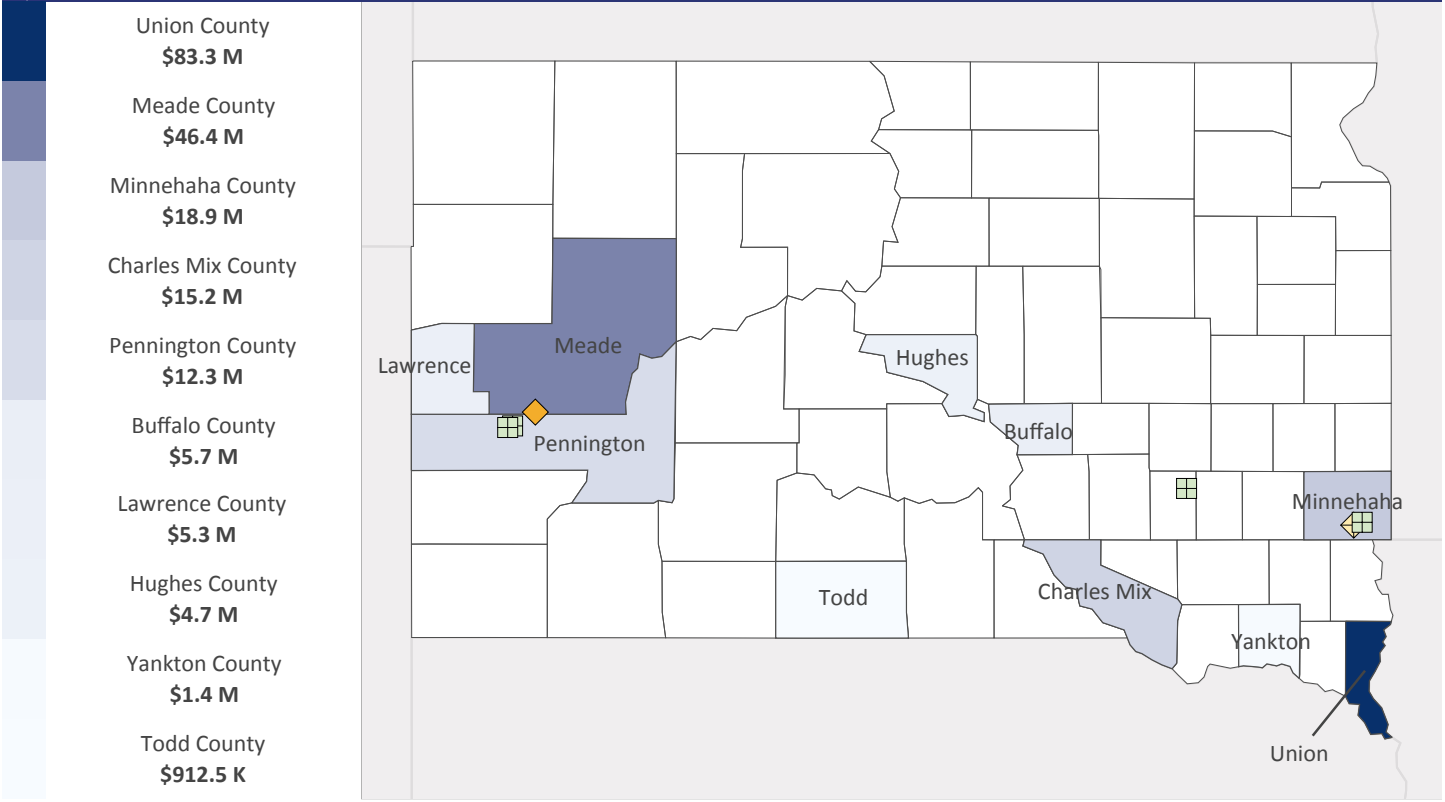
*Total also includes uniformed National Guard and Reserve units.

Data sources: DoD's Defense Manpower Data Center; DoD's Procurement and Acquisition Policy; DoD's Military Installations, Ranges and Training Areas; USASpending.gov; U.S. Bureau of Economic Analysis; U.S. Census Bureau; and Unitedstateszipcodes.org.

#48 \$0.6 B SPENT IN STATE	#36 1.1% OF STATE GDP	0.1% OF TOTAL U.S. DEFENSE SPENDING	\$648 PER RESIDENT	#47 \$0.2 B CONTRACT SPENDING	#47 9,467 NUMBER OF PERSONNEL	#45 \$0.4 B PERSONNEL SPENDING
---	---------------------------------	--	------------------------------	--	--	---

TOP DEFENSE CONTRACT SPENDING LOCATIONS

(K=thousands M=millions)



◆ AF Active
 ◆ AF Guard
 ■ Army Guard

TOP DEFENSE PERSONNEL SPENDING LOCATIONS

(M=millions)

