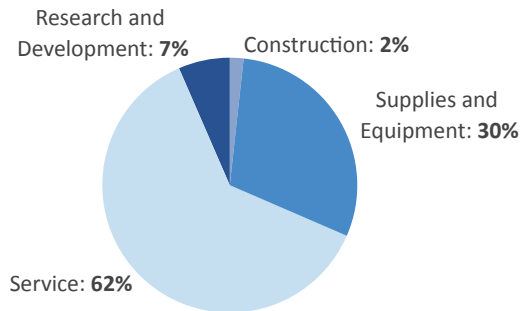


RHODE ISLAND

DEFENSE CONTRACTS

By Type



By Service



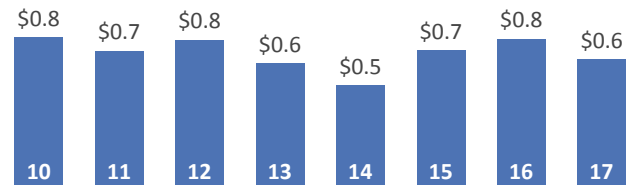
Top Defense Contractors

(M=millions)

Raytheon	\$160.8 M
Systems Engineering Associates	\$53.7 M
McLaughlin Research Corp.	\$24.3 M
SAIC	\$22.1 M
Mikel	\$19.6 M
Northrop Grumman	\$18.0 M
Nutmeg Companies	\$17.1 M
Tetra Tech	\$16.3 M
Rite-Solutions	\$14.5 M
BAE Systems	\$14.0 M

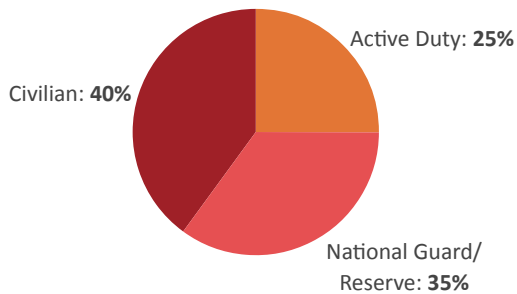
Contract Awards Performed

(By Fiscal Year, Billions)



DEFENSE PERSONNEL

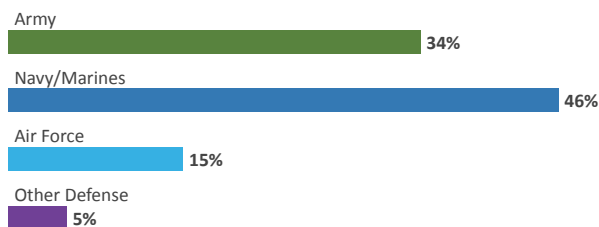
Allocations, By Type



\$795.1 MILLION
TOTAL PAYROLL

12,189
TOTAL PERSONNEL

Allocations, By Service



Top Defense Personnel Locations

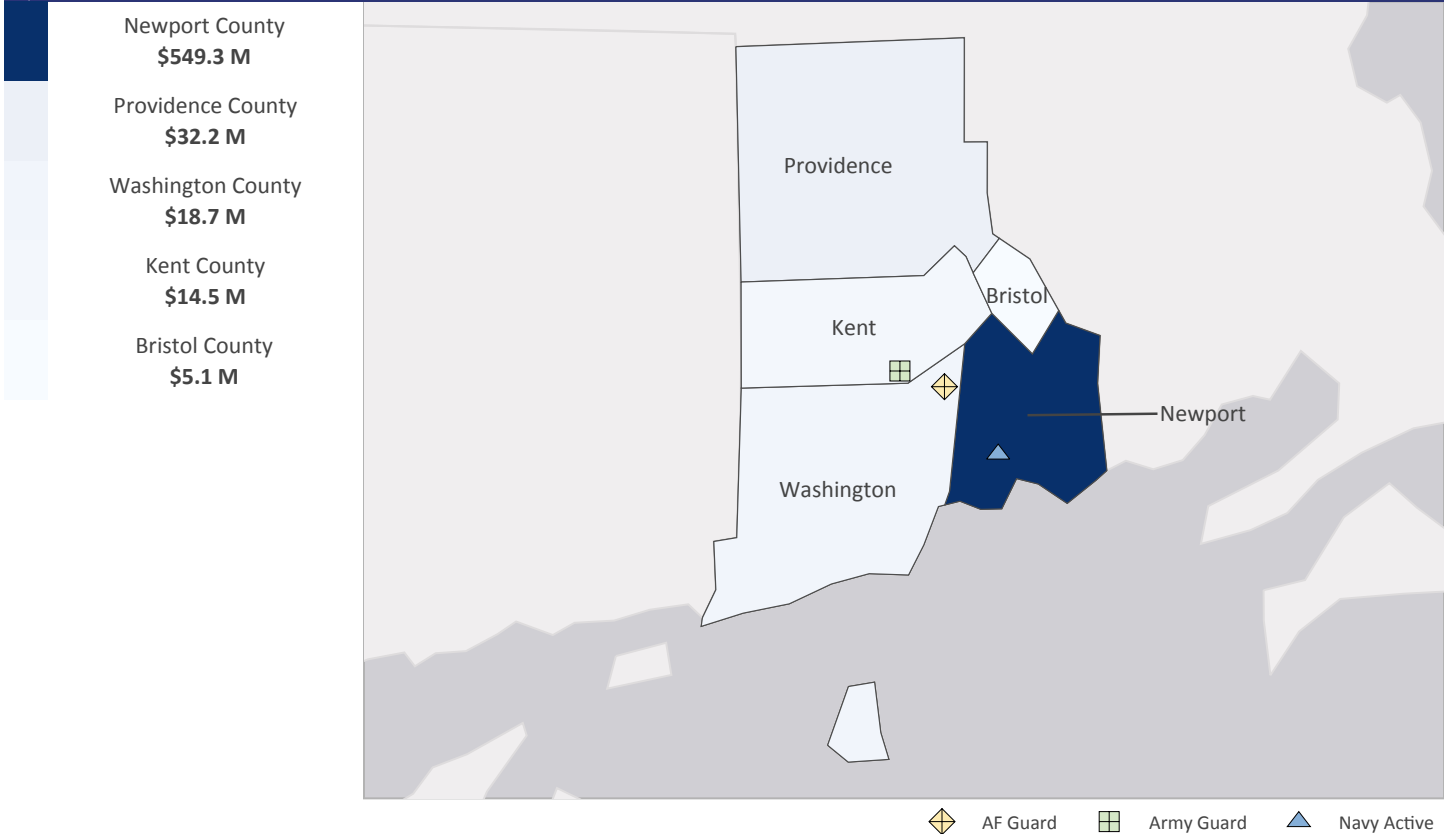
County	Total*	Active Duty Military	Civilian
Newport	7,954	2,572	4,350
Washington	1,580	ND	268
Kent	1,077	34	63
Providence	1,051	110	186
Bristol	195	ND	ND

*Total also includes uniformed National Guard and Reserve units.

Data sources: DoD's Defense Manpower Data Center; DoD's Procurement and Acquisition Policy; DoD's Military Installations, Ranges and Training Areas; USASpending.gov; U.S. Bureau of Economic Analysis; U.S. Census Bureau; and Unitedstateszipcodes.org.

#41 \$1.4 B SPENT IN STATE	#17 2.4% OF STATE GDP	0.4% OF TOTAL U.S. DEFENSE SPENDING	\$1,362 PER RESIDENT	#42 \$0.6 B CONTRACT SPENDING	#42 12,189 NUMBER OF PERSONNEL	#35 \$0.8 B PERSONNEL SPENDING
---	---------------------------------	--	--------------------------------	--	---	---

TOP DEFENSE CONTRACT SPENDING LOCATIONS (M=millions)



TOP DEFENSE PERSONNEL SPENDING LOCATIONS (M=millions)

