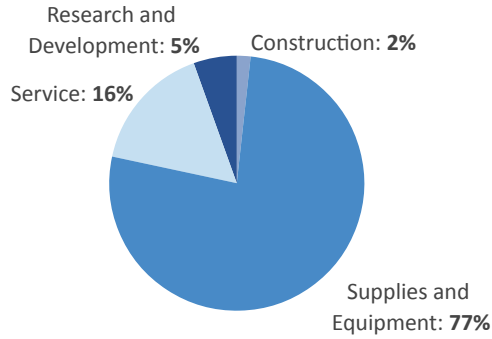


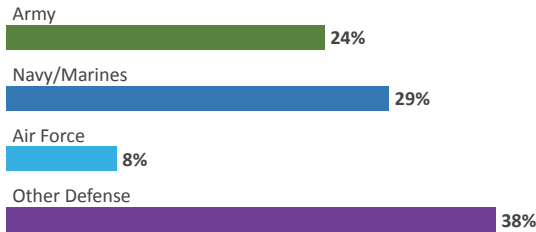
PENNSYLVANIA

DEFENSE CONTRACTS

By Type



By Service



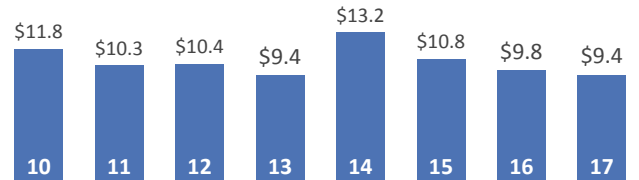
Top Defense Contractors

(M=millions B=billions)

AmerisourceBergen	\$2.2 B
Bechtel Group	\$1.8 B
Boeing	\$1.0 B
Lockheed Martin	\$617.8 M
BAE Systems	\$605.7 M
Pennsylvania State University	\$161.5 M
Leonardo S.p.A. (Finmeccanica)	\$160.4 M
Maritime Helicopter Support	\$139.8 M
International SOS	\$102.6 M
General Dynamics	\$80.4 M

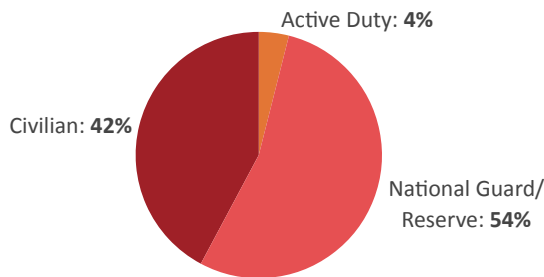
Contract Awards Performed

(By Fiscal Year, Billions)



DEFENSE PERSONNEL

Allocations, By Type



\$2.6 BILLION
TOTAL PAYROLL

57,560
TOTAL PERSONNEL

Allocations, By Service



Top Defense Personnel Locations

County	Total*	Active Duty Military	Civilian
Philadelphia	9,682	414	7,688
Allegheny	6,205	367	1,336
Lebanon	5,208	ND	1,016
Cumberland	4,867	649	3,802
York	4,025	270	3,243
Monroe	3,118	29	2,848
Dauphin	2,749	52	364
Montgomery	2,644	10	330
Franklin	2,601	ND	2,012
Cambria	1,630	23	210

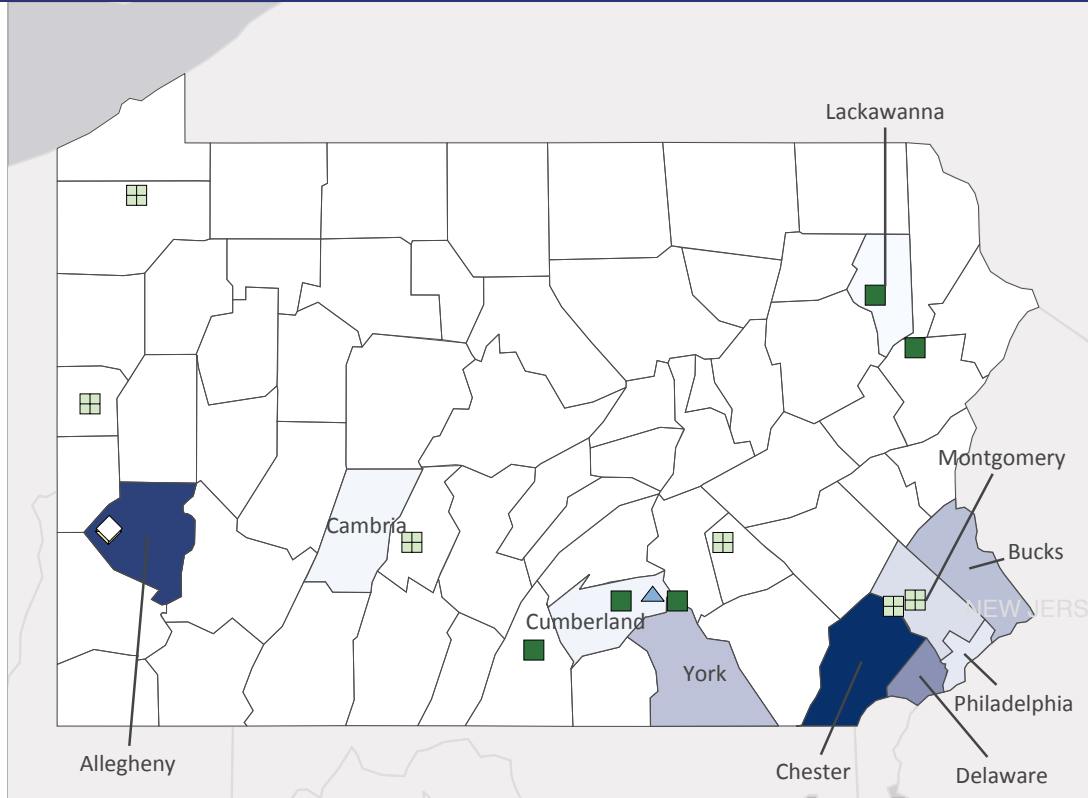
*Total also includes uniformed National Guard and Reserve units.

Data sources: DoD's Defense Manpower Data Center; DoD's Procurement and Acquisition Policy; DoD's Military Installations, Ranges and Training Areas; USASpending.gov; U.S. Bureau of Economic Analysis; U.S. Census Bureau; and Unitedstateszipcodes.org.

#9 \$12.1 B SPENT IN STATE	#28 1.6% OF STATE GDP	3.0% OF TOTAL U.S. DEFENSE SPENDING	\$943 PER RESIDENT	#8 \$9.4 B CONTRACT SPENDING	#16 57,560 NUMBER OF PERSONNEL	#17 \$2.6 B PERSONNEL SPENDING
---	---------------------------------	--	------------------------------	---	---	---

TOP DEFENSE CONTRACT SPENDING LOCATIONS (M=millions B=billions)

Chester County	\$2.4 B
Allegheny County	\$2.2 B
Delaware County	\$1.3 B
Bucks County	\$798.7 M
York County	\$773.7 M
Montgomery County	\$491.4 M
Philadelphia County	\$396.2 M
Cumberland County	\$284.8 M
Cambria County	\$265.0 M
Lackawanna County	\$225.3 M



◆ AF Guard
 ◇ AF Reserve
 ■ Army Active
 ▣ Army Guard
 ▲ Navy Active

TOP DEFENSE PERSONNEL SPENDING LOCATIONS (M=millions)

Philadelphia County	\$731.8 M
Cumberland County	\$392.7 M
York County	\$266.8 M
Allegheny County	\$232.5 M
Monroe County	\$200.8 M
Lebanon County	\$172.0 M
Franklin County	\$153.8 M
Dauphin County	\$72.0 M
Montgomery County	\$71.7 M
Adams County	\$35.5 M

