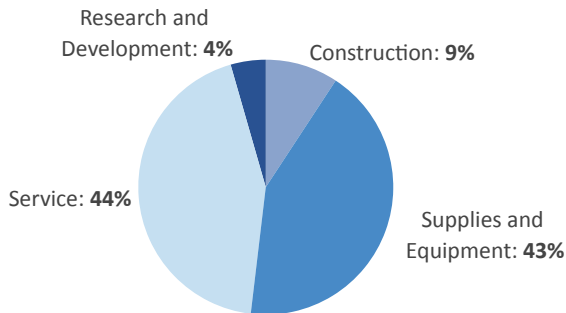


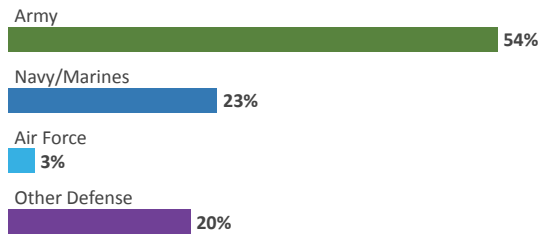
# OREGON

## DEFENSE CONTRACTS

### By Type



### By Service



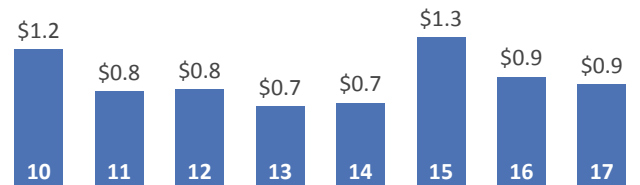
### Top Defense Contractors

(M=millions)

AECOM	\$163.8 M
Vigor Industrial	\$162.2 M
EPIC Aviation	\$58.9 M
FLIR Systems	\$30.8 M
Rockwell Collins-ESA Vision Systems	\$19.7 M
Galois	\$17.5 M
Port of Portland	\$15.4 M
Bay West	\$11.3 M
Great Lakes Dredge and Dock	\$10.4 M
A-dec	\$10.1 M

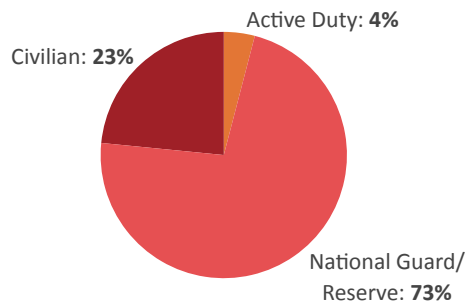
### Contract Awards Performed

(By Fiscal Year, Billions)



## DEFENSE PERSONNEL

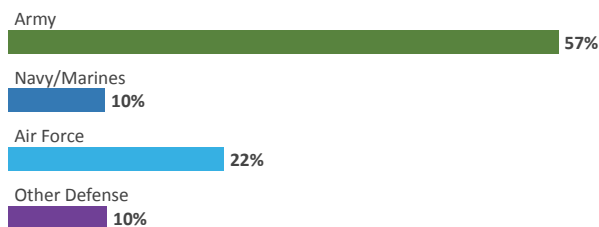
### Allocations, By Type



**\$459.5 MILLION**  
TOTAL PAYROLL

**13,108**  
TOTAL PERSONNEL

### Allocations, By Service



### Top Defense Personnel Locations

County	Total*	Active Duty Military	Civilian
Multnomah	4,432	245	1,511
Marion	1,611	15	262
Klamath	1,413	103	346
Clackamas	1,389	31	189
Lane	912	58	132
Umatilla	502	ND	166
Jackson	366	ND	39
Clatsop	339	ND	60
Washington	304	ND	12
Deschutes	237	ND	27

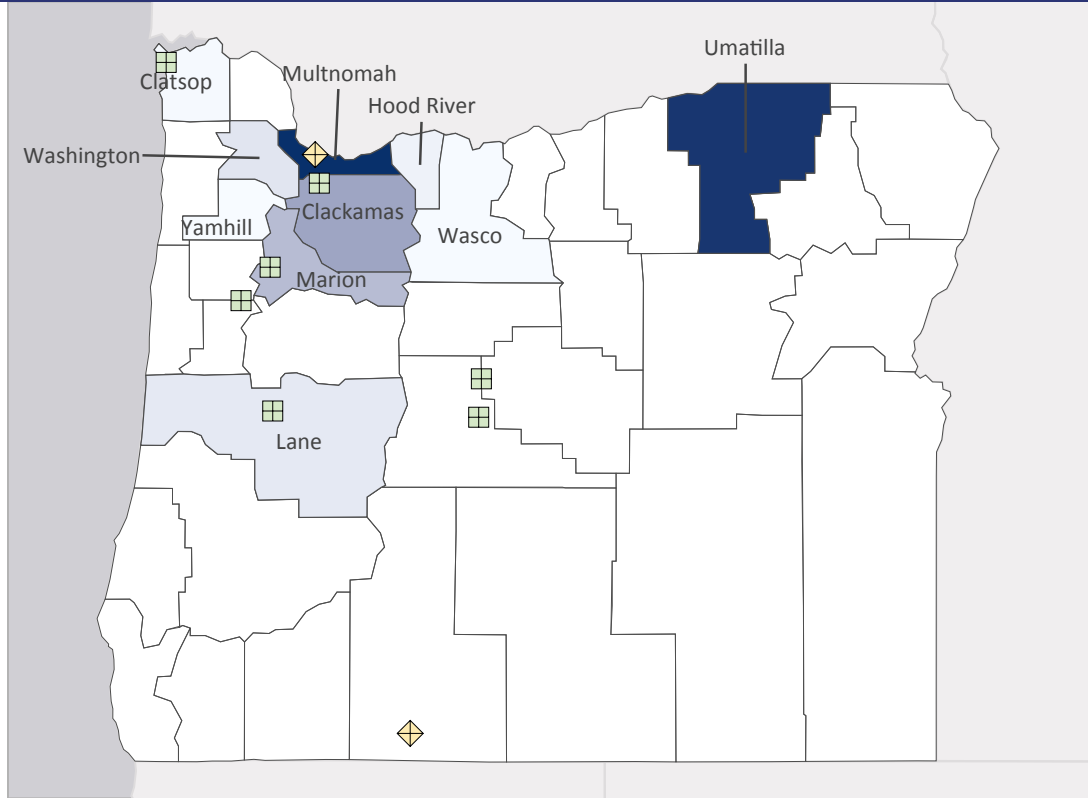
\*Total also includes uniformed National Guard and Reserve units.

Data sources: DoD's Defense Manpower Data Center; DoD's Procurement and Acquisition Policy; DoD's Military Installations, Ranges and Training Areas; USASpending.gov; U.S. Bureau of Economic Analysis; U.S. Census Bureau; and Unitedstateszipcodes.org.

<b>#42</b> \$1.3 B SPENT IN STATE	<b>#51</b> 0.5% OF STATE GDP	<b>0.3%</b> OF TOTAL U.S. DEFENSE SPENDING	<b>\$319</b> PER RESIDENT	<b>#40</b> \$0.9 B CONTRACT SPENDING	<b>#40</b> 13,108 NUMBER OF PERSONNEL	<b>#42</b> \$0.5 B PERSONNEL SPENDING
---	---------------------------------	--	------------------------------	--	---	---

**TOP DEFENSE CONTRACT SPENDING LOCATIONS** (M=millions)

Multnomah County	\$206.5 M
Umatilla County	\$199.9 M
Clackamas County	\$89.7 M
Marion County	\$68.9 M
Washington County	\$32.9 M
Lane County	\$29.3 M
Hood River County	\$22.2 M
Clatsop County	\$16.1 M
Wasco County	\$15.1 M
Yamhill County	\$14.5 M



◆ AF Guard    □ Army Guard

**TOP DEFENSE PERSONNEL SPENDING LOCATIONS** (M=millions)

Multnomah County	\$201.8 M
Marion County	\$59.9 M
Klamath County	\$51.3 M
Clackamas County	\$32.3 M
Lane County	\$23.7 M
Umatilla County	\$18.4 M
Wasco County	\$12.7 M
Sherman County	\$11.1 M
Clatsop County	\$7.7 M
Jackson County	\$6.9 M

