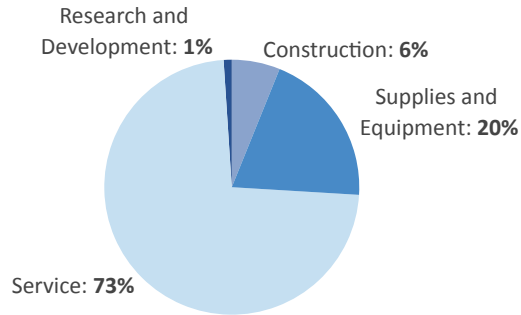


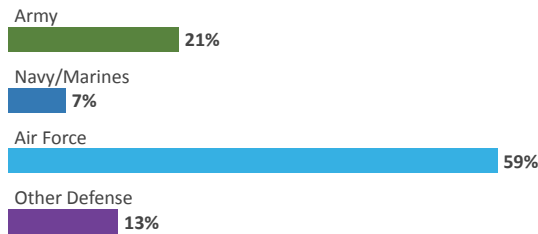
OKLAHOMA

DEFENSE CONTRACTS

By Type



By Service



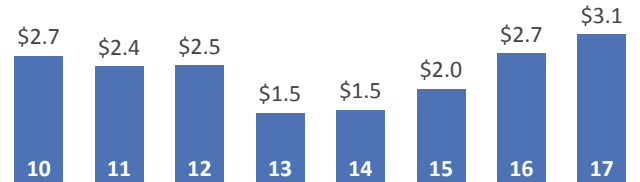
Top Defense Contractors

(M=millions)

Boeing	\$859.2 M
AECOM	\$226.5 M
Patriot Team	\$216.6 M
Arctic Slope Regional Corp.	\$74.6 M
L3 Technologies	\$56.9 M
IAP World Services	\$50.6 M
Afognak Native Corp.	\$44.9 M
Professional Contract Services	\$43.8 M
Northrop Grumman	\$43.7 M
NORDAM Group	\$36.0 M

Contract Awards Performed

(By Fiscal Year, Billions)

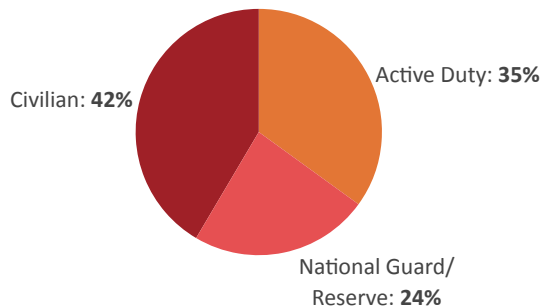


DEFENSE PERSONNEL

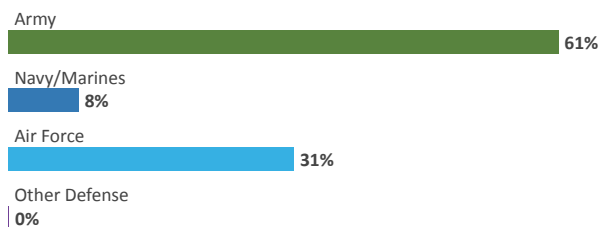
Allocations, By Type

\$3.0 BILLION
TOTAL PAYROLL

58,398
TOTAL PERSONNEL



Allocations, By Service



Top Defense Personnel Locations

County	Total*	Active Duty Military	Civilian
Oklahoma	27,176	5,959	17,192
Comanche	15,034	11,704	2,488
Tulsa	3,292	39	861
Jackson	2,687	1,333	1,190
Pittsburg	1,950	ND	1,733
Garfield	1,819	1,248	300
Cleveland	1,435	32	134
Canadian	1,161	ND	16
Wagoner	972	15	18
Payne	602	ND	12

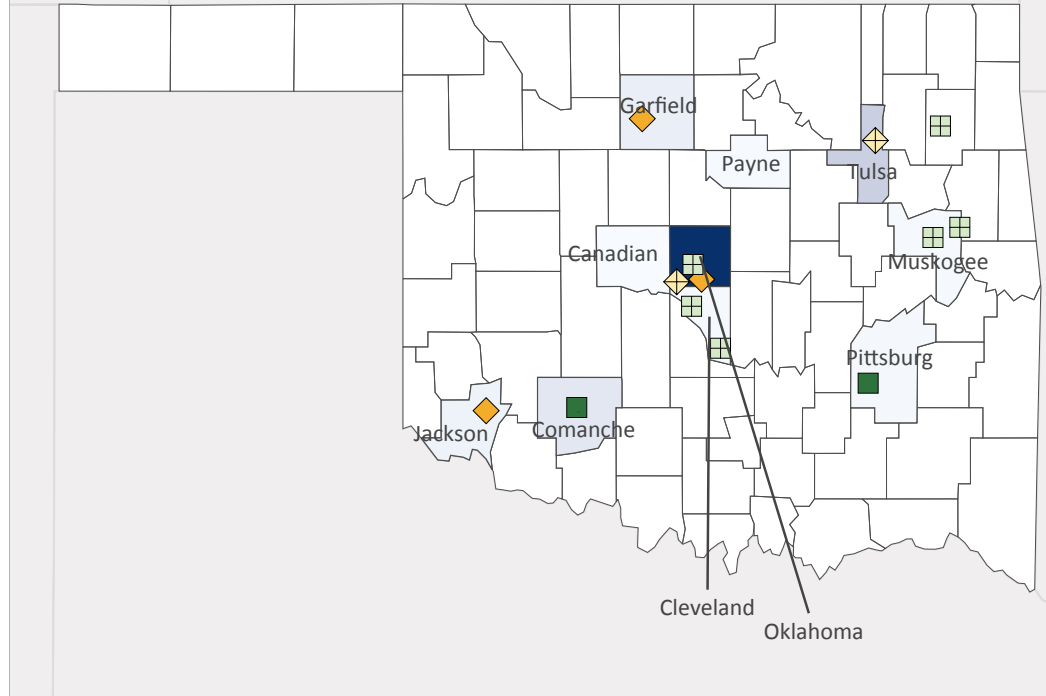
*Total also includes uniformed National Guard and Reserve units.

Data sources: DoD's Defense Manpower Data Center; DoD's Procurement and Acquisition Policy; DoD's Military Installations, Ranges and Training Areas; USASpending.gov; U.S. Bureau of Economic Analysis; U.S. Census Bureau; and Unitedstateszipcodes.org.

#22 \$6.1 B SPENT IN STATE	#11 3.2% OF STATE GDP	1.5% OF TOTAL U.S. DEFENSE SPENDING	\$1,554 PER RESIDENT	#25 \$3.1 B CONTRACT SPENDING	#14 58,398 NUMBER OF PERSONNEL	#13 \$3.0 B PERSONNEL SPENDING
----------------------------------	--------------------------	---	-------------------------	-------------------------------------	--------------------------------------	--------------------------------------

TOP DEFENSE CONTRACT SPENDING LOCATIONS (M=millions B=billions)

Oklahoma County	\$1.8 B
Tulsa County	\$354.7 M
Comanche County	\$168.2 M
Garfield County	\$114.3 M
Jackson County	\$81.7 M
Pittsburg County	\$37.6 M
Muskogee County	\$26.0 M
Cleveland County	\$24.7 M
Payne County	\$22.8 M
Canadian County	\$12.4 M



◆ AF Active
 ◊ AF Guard
 ■ Army Active
 ◻ Army Guard

TOP DEFENSE PERSONNEL SPENDING LOCATIONS (M=millions B=billions)

Oklahoma County	\$1.7 B
Comanche County	\$680.9 M
Jackson County	\$148.3 M
Pittsburg County	\$119.4 M
Garfield County	\$106.8 M
Tulsa County	\$104.1 M
Cleveland County	\$38.3 M
Canadian County	\$26.4 M
Payne County	\$16.0 M
Wagoner County	\$14.7 M

