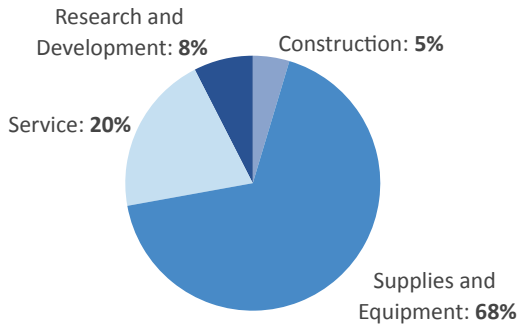


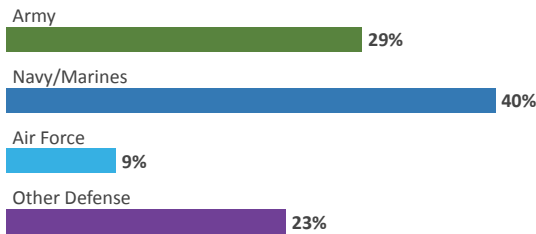
# NEW YORK

## DEFENSE CONTRACTS

### By Type



### By Service



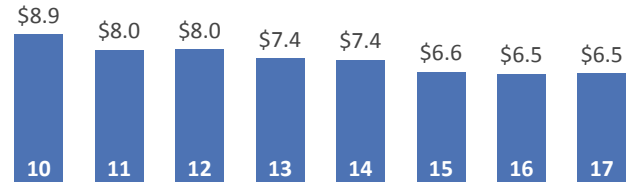
### Top Defense Contractors

(M=millions B=billions)

Lockheed Martin	\$1.4 B
Harris	\$701.9 M
Northrop Grumman	\$700.8 M
BAE Systems	\$258.7 M
Interpublic Group of Companies	\$201.8 M
SRC	\$123.3 M
Moog	\$103.1 M
St Vincent's Catholic Medical Centers of NY	\$102.6 M
Assured Information Security	\$98.9 M
Bechtel Group	\$85.3 M

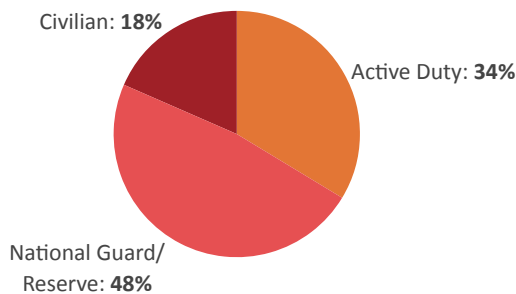
### Contract Awards Performed

(By Fiscal Year, Billions)



## DEFENSE PERSONNEL

### Allocations, By Type



### Allocations, By Service



**\$2.7 BILLION**  
TOTAL PAYROLL

**60,398**  
TOTAL PERSONNEL

### Top Defense Personnel Locations

County	Total*	Active Duty Military	Civilian
Jefferson	17,487	15,127	1,964
Orange	6,724	1,778	2,513
Niagara	3,154	12	519
Onondaga	2,930	118	506
Oneida	2,716	58	1,738
Queens	2,672	74	97
Nassau	2,473	391	274
Schenectady	2,420	17	270
Albany	2,338	226	1,160
Kings	2,077	184	350

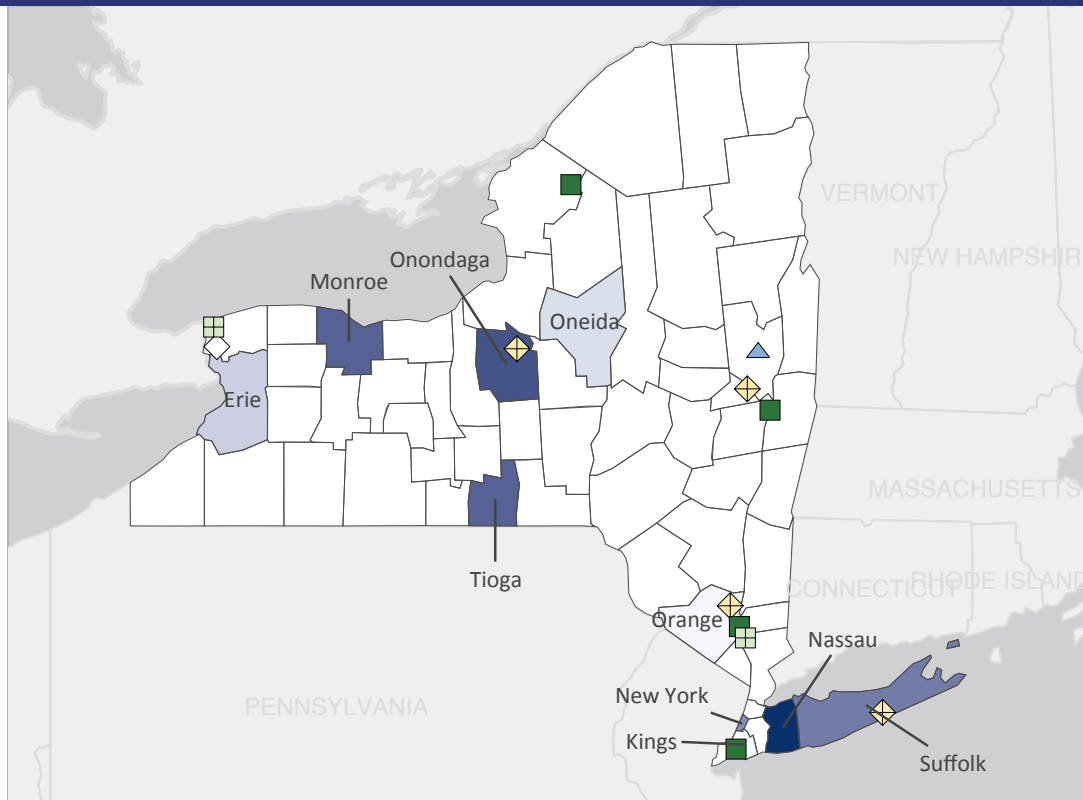
\*Total also includes uniformed National Guard and Reserve units.

Data sources: DoD's Defense Manpower Data Center; DoD's Procurement and Acquisition Policy; DoD's Military Installations, Ranges and Training Areas; USASpending.gov; U.S. Bureau of Economic Analysis; U.S. Census Bureau; and Unitedstateszipcodes.org.

#14 \$9.2 B SPENT IN STATE	#50 0.6% OF STATE GDP	2.3% OF TOTAL U.S. DEFENSE SPENDING	\$464 PER RESIDENT	#14 \$6.5 B CONTRACT SPENDING	#12 60,398 NUMBER OF PERSONNEL	#16 \$2.7 B PERSONNEL SPENDING
----------------------------------	--------------------------	---	-----------------------	-------------------------------------	--------------------------------------	--------------------------------------

TOP DEFENSE CONTRACT SPENDING LOCATIONS (M=millions)

Nassau County	\$932.3 M
Onondaga County	\$769.7 M
Monroe County	\$710.6 M
Tioga County	\$709.9 M
Suffolk County	\$605.4 M
New York County	\$534.3 M
Erie County	\$291.3 M
Oneida County	\$235.5 M
Orange County	\$146.0 M
Kings County	\$136.4 M



◆ AF Guard   
 ◇ AF Reserve   
 ■ Army Active   
 ■ Army Guard   
 ▲ Navy Active

TOP DEFENSE PERSONNEL SPENDING LOCATIONS (M=millions)

Jefferson County	\$939.1 M
Orange County	\$421.6 M
Oneida County	\$151.4 M
Albany County	\$138.7 M
Saratoga County	\$125.3 M
Onondaga County	\$94.4 M
Nassau County	\$89.1 M
Schenectady County	\$82.5 M
Niagara County	\$81.2 M
Kings County	\$74.8 M

