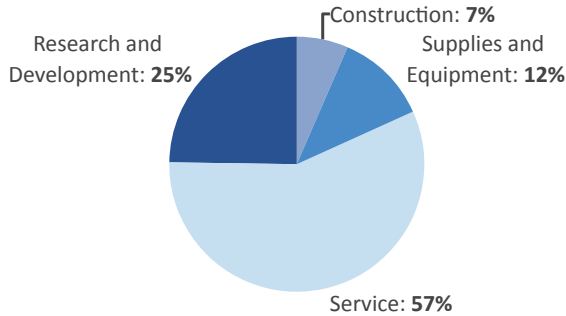


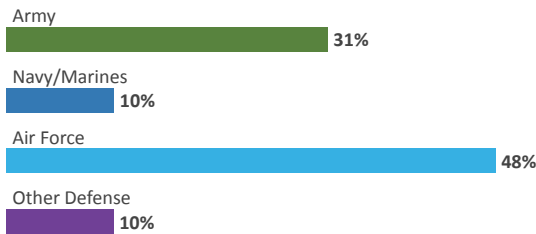
NEW MEXICO

DEFENSE CONTRACTS

By Type



By Service



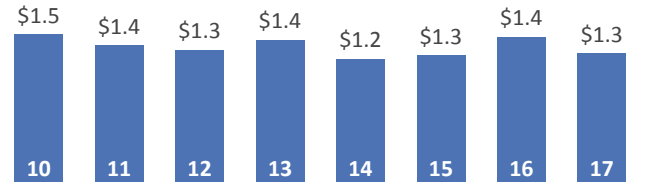
Top Defense Contractors

(M=millions)

TRAX International	\$82.7 M
Applied Research Associates	\$74.7 M
Lockheed Martin	\$48.5 M
CAE	\$43.9 M
Chenega Integrated Mission Support	\$39.1 M
M1 Support Services	\$33.4 M
Honeywell	\$29.6 M
ATA Aerospace	\$27.5 M
AECOM	\$26.4 M
Raytheon	\$22.0 M

Contract Awards Performed

(By Fiscal Year, Billions)

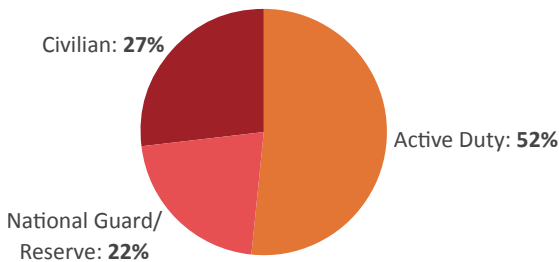


DEFENSE PERSONNEL

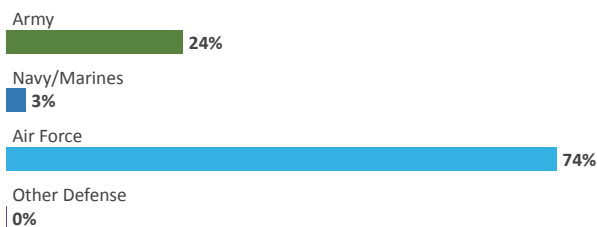
Allocations, By Type

\$1.3 BILLION
TOTAL PAYROLL

23,864
TOTAL PERSONNEL



Allocations, By Service



Top Defense Personnel Locations

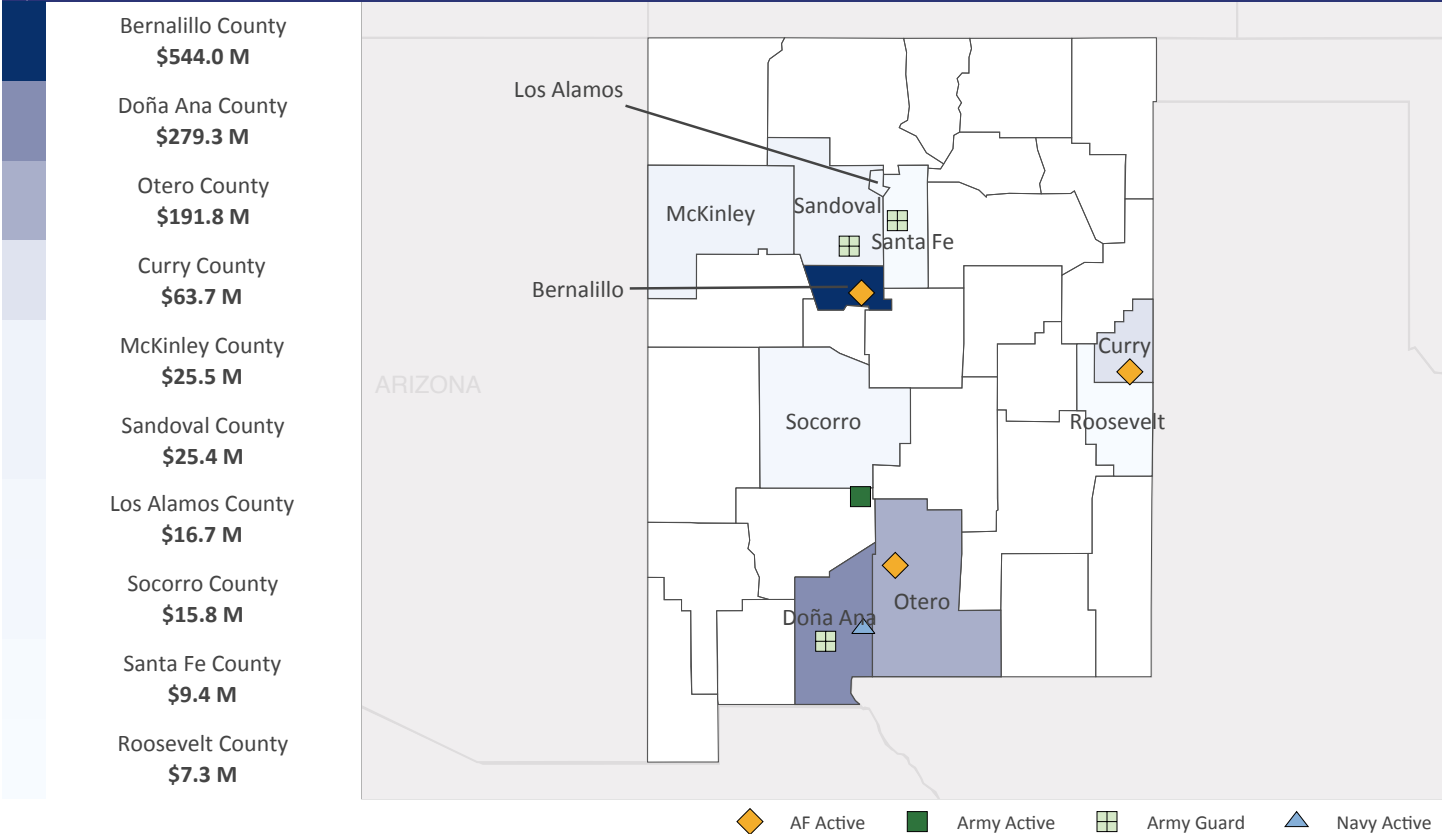
County	Total*	Active Duty Military	Civilian
Bernalillo	8,506	3,425	3,022
Curry	5,265	4,681	498
Otero	4,928	3,898	880
Dona Ana	2,705	278	1,667
Santa Fe	897	13	220
Sandoval	691	ND	19
Chaves	184	12	11
Valencia	163	ND	ND
San Juan	148	ND	ND
Rio Arriba	88	ND	14

*Total also includes uniformed National Guard and Reserve units.

Data sources: DoD's Defense Manpower Data Center; DoD's Procurement and Acquisition Policy; DoD's Military Installations, Ranges and Training Areas; USASpending.gov; U.S. Bureau of Economic Analysis; U.S. Census Bureau; and Unitedstateszipcodes.org.

#35 \$2.6 B SPENT IN STATE	#15 2.6% OF STATE GDP	0.6% OF TOTAL U.S. DEFENSE SPENDING	\$1,250 PER RESIDENT	#37 \$1.3 B CONTRACT SPENDING	#31 23,864 NUMBER OF PERSONNEL	#28 \$1.3 B PERSONNEL SPENDING
---	---------------------------------	--	--------------------------------	--	---	---

TOP DEFENSE CONTRACT SPENDING LOCATIONS (M=millions)



TOP DEFENSE PERSONNEL SPENDING LOCATIONS (M=millions)

