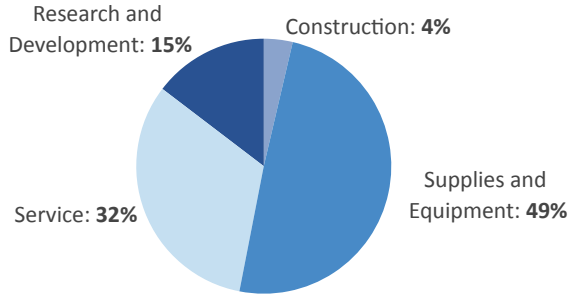


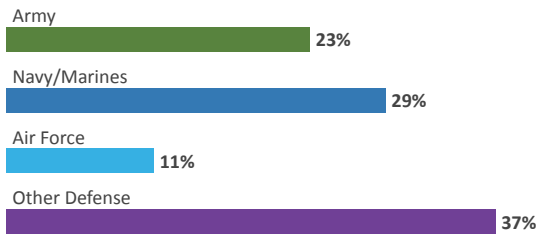
# NEW JERSEY

## DEFENSE CONTRACTS

### By Type



### By Service



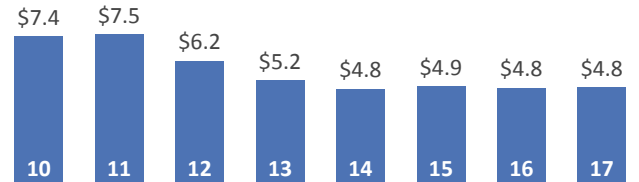
### Top Defense Contractors

(M=millions B=billions)

Lockheed Martin	\$1.6 B
SAIC	\$485.5 M
MetLife	\$264.9 M
Harris	\$226.5 M
PAE	\$115.3 M
Great Lakes Dredge and Dock	\$92.9 M
Data Systems Analysts	\$83.1 M
TransDigm Group	\$70.6 M
Triman Industries	\$67.4 M
BAE Systems	\$59.2 M

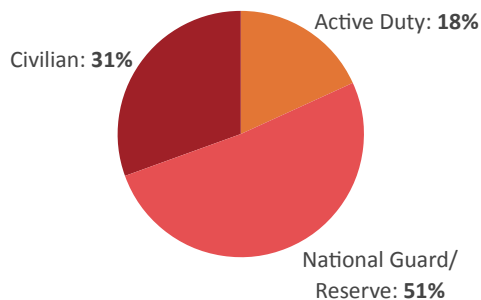
### Contract Awards Performed

(By Fiscal Year, Billions)

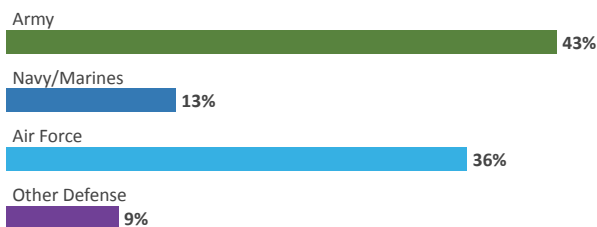


## DEFENSE PERSONNEL

### Allocations, By Type



### Allocations, By Service



**\$1.7 BILLION**  
TOTAL PAYROLL

**33,440**  
TOTAL PERSONNEL

### Top Defense Personnel Locations

County	Total*	Active Duty Military	Civilian
Burlington	16,323	5,194	2,695
Morris	5,406	126	4,239
Ocean	3,165	277	2,181
Monmouth	1,784	255	320
Atlantic	1,726	ND	319
Hudson	729	ND	86
Camden	641	40	83
Bergen	619	ND	30
Middlesex	512	32	28
Essex	493	66	29

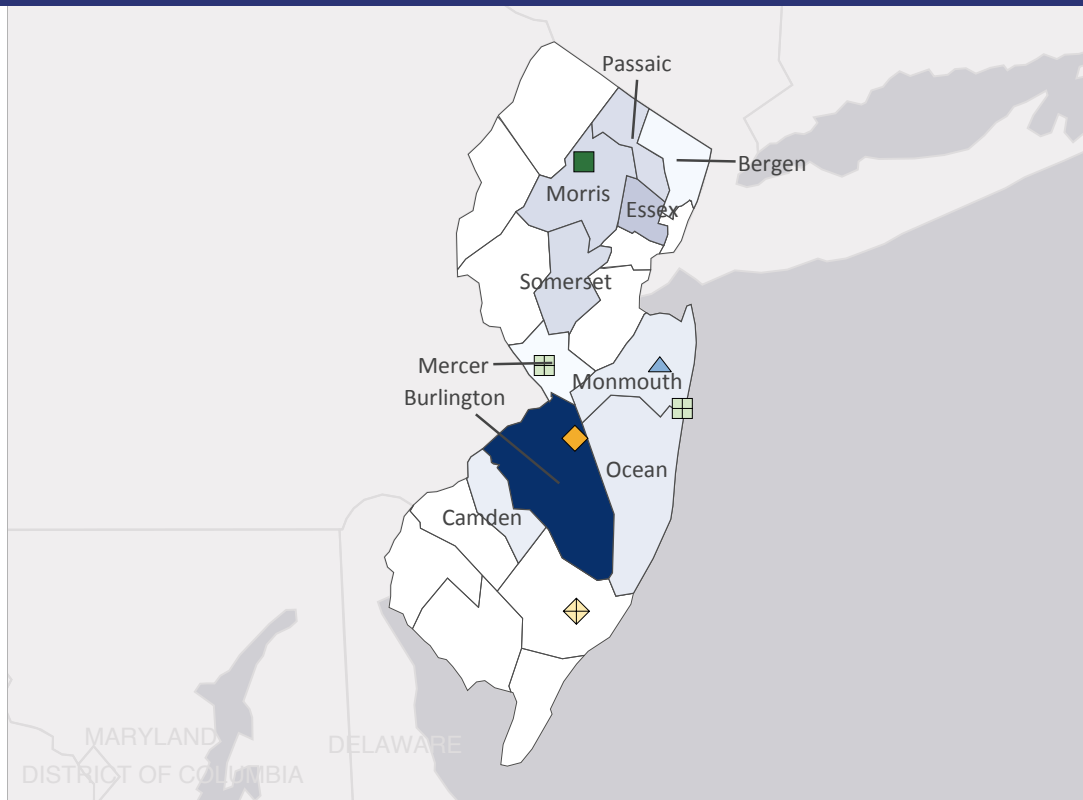
\*Total also includes uniformed National Guard and Reserve units.

Data sources: DoD's Defense Manpower Data Center; DoD's Procurement and Acquisition Policy; DoD's Military Installations, Ranges and Training Areas; USASpending.gov; U.S. Bureau of Economic Analysis; U.S. Census Bureau; and Unitedstateszipcodes.org.

<b>#20</b> \$6.6 B SPENT IN STATE	<b>#37</b> 1.1% OF STATE GDP	<b>1.6%</b> OF TOTAL U.S. DEFENSE SPENDING	<b>\$729</b> PER RESIDENT	<b>#18</b> \$4.8 B CONTRACT SPENDING	<b>#24</b> 33,440 NUMBER OF PERSONNEL	<b>#22</b> \$1.7 B PERSONNEL SPENDING
---	---------------------------------	--	------------------------------	--	---	---

**TOP DEFENSE CONTRACT SPENDING LOCATIONS** (M=millions B=billions)

Burlington County	\$2.0 B
Essex County	\$552.0 M
Morris County	\$380.9 M
Somerset County	\$370.9 M
Passaic County	\$358.1 M
Ocean County	\$246.5 M
Monmouth County	\$236.6 M
Camden County	\$224.9 M
Bergen County	\$130.6 M
Mercer County	\$116.3 M



◆ AF Active   
   AF Guard   
 ■ Army Active   
   Army Guard   
 ▲ Navy Active

**TOP DEFENSE PERSONNEL SPENDING LOCATIONS** (M=millions)

Burlington County	\$757.9 M
Morris County	\$490.5 M
Ocean County	\$243.1 M
Monmouth County	\$67.2 M
Atlantic County	\$54.8 M
Camden County	\$16.1 M
Mercer County	\$15.3 M
Hudson County	\$13.7 M
Essex County	\$12.1 M
Middlesex County	\$11.8 M

