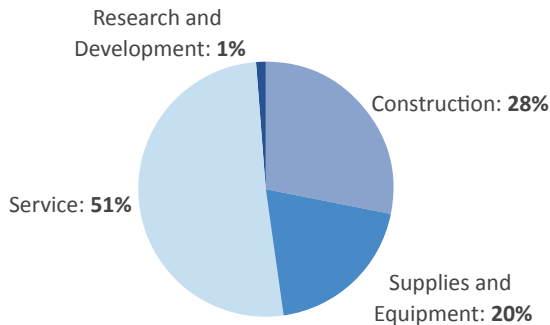


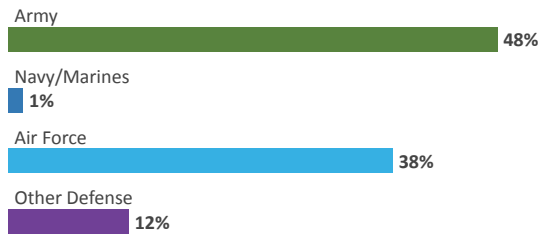
# NORTH DAKOTA

## DEFENSE CONTRACTS

### By Type



### By Service



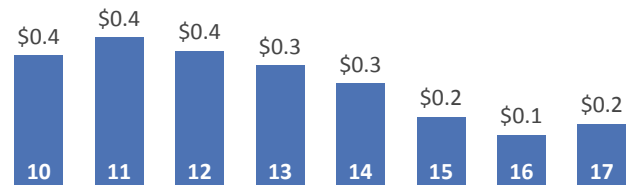
### Top Defense Contractors

(M=millions)

United Excel	\$12.4 M
Southwest Concrete Paving	\$12.2 M
Pro-Mark Services	\$11.3 M
Fluor Corp.	\$11.2 M
Dakco Distributors	\$9.6 M
Ames Construction	\$7.9 M
United Crane & Excavation	\$7.3 M
CGH Global	\$3.5 M
US Foods Holding	\$2.8 M
SIA Solutions	\$2.7 M

### Contract Awards Performed

(By Fiscal Year, Billions)

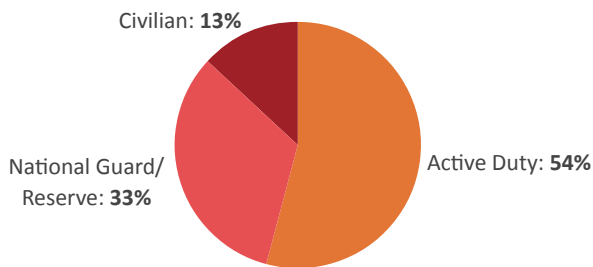


## DEFENSE PERSONNEL

### Allocations, By Type

**\$633.0 MILLION**  
TOTAL PAYROLL

**13,481**  
TOTAL PERSONNEL

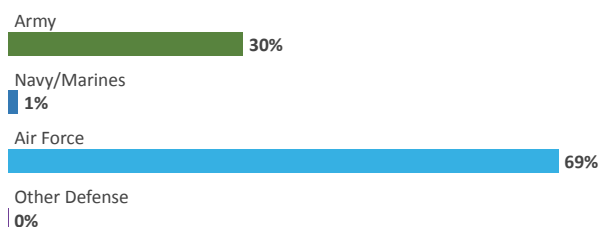


### Top Defense Personnel Locations

County	Total*	Active Duty Military	Civilian
Ward	6,582	5,561	686
Grand Forks	2,413	1,651	356
Cass	2,029	25	301
Burleigh	1,257	ND	269
Ramsey	389	ND	60
Richland	201	ND	ND
Barnes	113	ND	18
Stutsman	109	ND	ND
LaMoure	70	ND	ND
Stark	69	ND	ND

\*Total also includes uniformed National Guard and Reserve units.

### Allocations, By Service

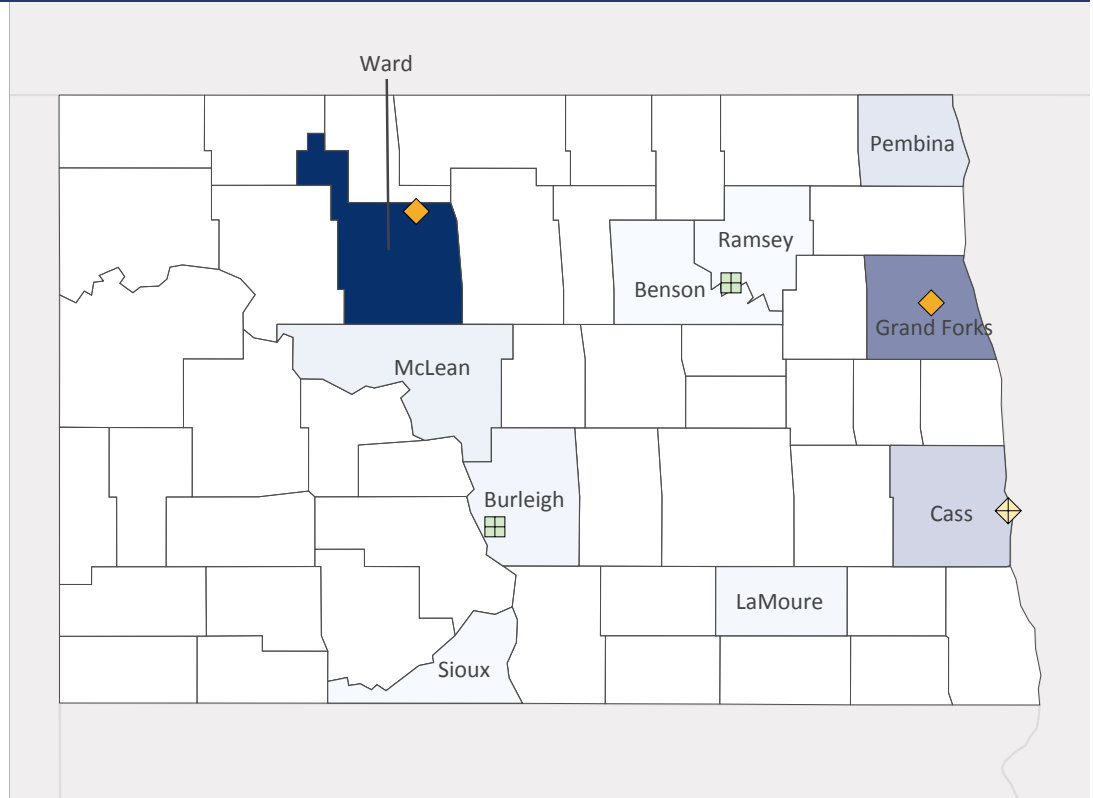


Data sources: DoD's Defense Manpower Data Center; DoD's Procurement and Acquisition Policy; DoD's Military Installations, Ranges and Training Areas; USASpending.gov; U.S. Bureau of Economic Analysis; U.S. Census Bureau; and Unitedstateszipcodes.org.

<b>#44</b> \$0.8 B SPENT IN STATE	<b>#30</b> 1.4% OF STATE GDP	<b>0.2%</b> OF TOTAL U.S. DEFENSE SPENDING	<b>\$1,057</b> PER RESIDENT	<b>#49</b> \$0.2 B CONTRACT SPENDING	<b>#38</b> 13,481 NUMBER OF PERSONNEL	<b>#38</b> \$0.6 B PERSONNEL SPENDING
---	---------------------------------	--	--------------------------------	--	---	---

**TOP DEFENSE CONTRACT SPENDING LOCATIONS** (K=thousands M=millions)

Ward County	\$78.5 M
Grand Forks County	\$40.7 M
Cass County	\$13.7 M
Pembina County	\$7.6 M
McLean County	\$4.2 M
Burleigh County	\$2.5 M
LaMoure County	\$1.7 M
Sioux County	\$976.5 K
Benson County	\$932.9 K
Ramsey County	\$775.5 K



◆ AF Active    ◆ AF Guard    □ Army Guard

**TOP DEFENSE PERSONNEL SPENDING LOCATIONS** (M=millions)

Ward County	\$372.9 M
Grand Forks County	\$121.7 M
Cass County	\$58.8 M
Burleigh County	\$47.7 M
Ramsey County	\$12.1 M
McLean County	\$5.1 M
Pembina County	\$3.0 M
Barnes County	\$2.9 M
Richland County	\$2.3 M
Stutsman County	\$1.3 M

