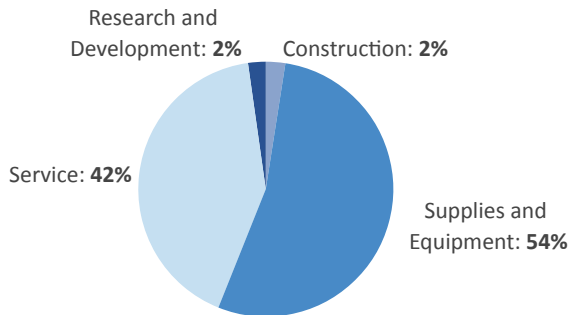


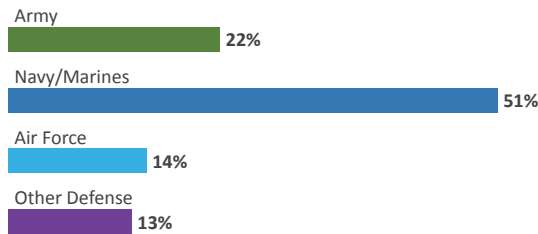
MISSISSIPPI

DEFENSE CONTRACTS

By Type



By Service



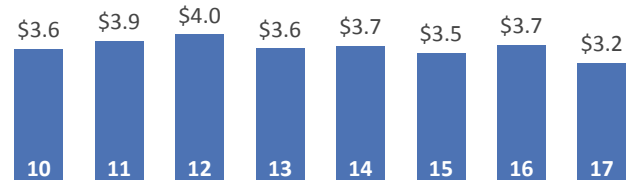
Top Defense Contractors

(M=millions B=billions)

Huntington Ingalls	\$1.9 B
L3 Technologies	\$790.6 M
Vectrus	\$79.7 M
Northrop Grumman	\$70.4 M
Raytheon	\$64.8 M
Great Lakes Dredge and Dock	\$49.1 M
Olin Corp.	\$46.5 M
Navistar International	\$41.4 M
DXC Technology	\$31.4 M
Cray	\$28.7 M

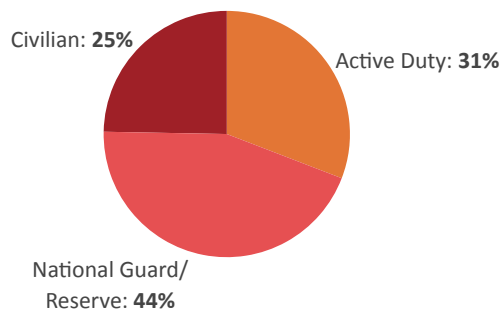
Contract Awards Performed

(By Fiscal Year, Billions)

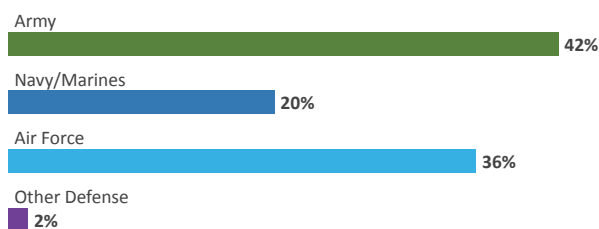


DEFENSE PERSONNEL

Allocations, By Type



Allocations, By Service



\$1.5 BILLION
TOTAL PAYROLL

37,257
TOTAL PERSONNEL

Top Defense Personnel Locations

County	Total*	Active Duty Military	Civilian
Harrison	12,893	7,512	2,243
Lauderdale	3,320	938	644
Warren	2,783	ND	2,406
Hinds	2,241	47	337
Lowndes	2,101	1,351	571
Hancock	1,838	542	1,243
Rankin	1,701	ND	369
Forrest	1,699	304	379
Lee	702	26	98
Jackson	647	30	492

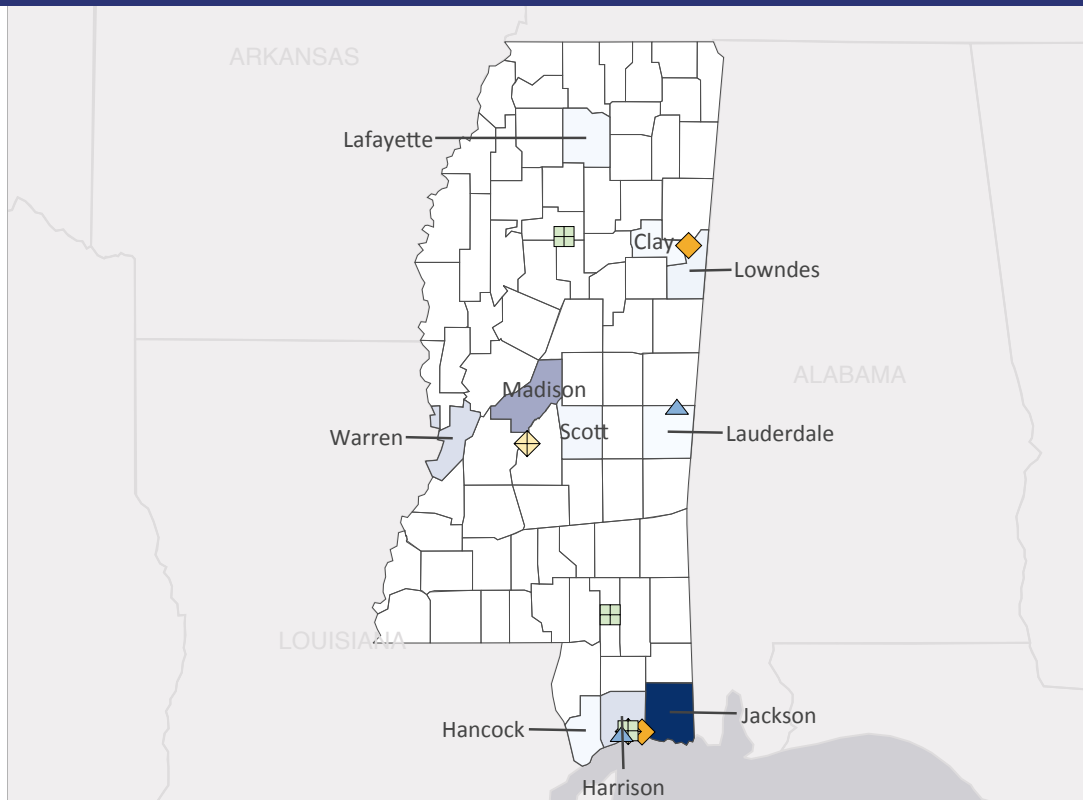
*Total also includes uniformed National Guard and Reserve units.

Data sources: DoD's Defense Manpower Data Center; DoD's Procurement and Acquisition Policy; DoD's Military Installations, Ranges and Training Areas; USASpending.gov; U.S. Bureau of Economic Analysis; U.S. Census Bureau; and Unitedstateszipcodes.org.

#25 \$4.8 B SPENT IN STATE	#8 4.2% OF STATE GDP	1.2% OF TOTAL U.S. DEFENSE SPENDING	\$1,604 PER RESIDENT	#24 \$3.2 B CONTRACT SPENDING	#23 37,257 NUMBER OF PERSONNEL	#27 \$1.5 B PERSONNEL SPENDING
---	--------------------------------	--	--------------------------------	--	---	---

TOP DEFENSE CONTRACT SPENDING LOCATIONS (M=millions B=billions)

Jackson County	\$2.0 B
Madison County	\$754.6 M
Warren County	\$273.7 M
Harrison County	\$259.2 M
Lowndes County	\$97.2 M
Scott County	\$64.0 M
Lafayette County	\$48.6 M
Hancock County	\$48.3 M
Clay County	\$41.4 M
Lauderdale County	\$33.9 M



◆ AF Active
 ◆ AF Guard
 ■ Army Guard
 ▲ Navy Active

TOP DEFENSE PERSONNEL SPENDING LOCATIONS (M=millions)

Harrison County	\$547.7 M
Warren County	\$199.1 M
Hancock County	\$146.8 M
Lauderdale County	\$129.2 M
Lowndes County	\$123.7 M
Hinds County	\$82.4 M
Forrest County	\$69.5 M
Rankin County	\$48.5 M
Jackson County	\$47.0 M
Lee County	\$19.0 M

