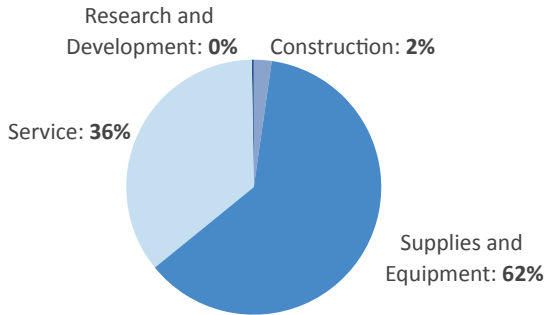


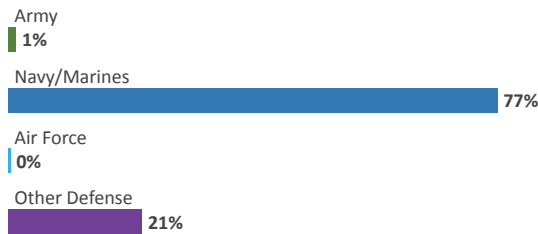
# MAINE

## DEFENSE CONTRACTS

### By Type



### By Service



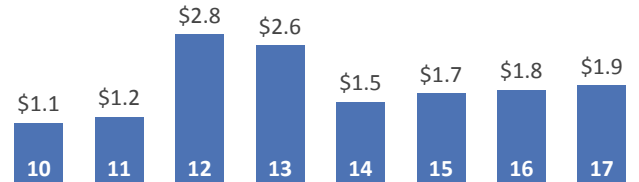
### Top Defense Contractors

(M=millions B=billions)

General Dynamics	\$1.2 B
Martin's Point Health Care	\$349.9 M
Ameresco	\$25.2 M
Cianbro Companies	\$24.6 M
City of Bangor	\$19.7 M
Methuen Construction	\$19.7 M
Q.E.D. Systems	\$16.4 M
Triton Marine Construction	\$11.3 M
Oceaneering International	\$7.0 M
CCI Construction Services	\$6.6 M

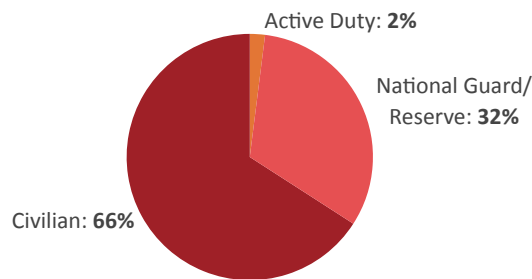
### Contract Awards Performed

(By Fiscal Year, Billions)



## DEFENSE PERSONNEL

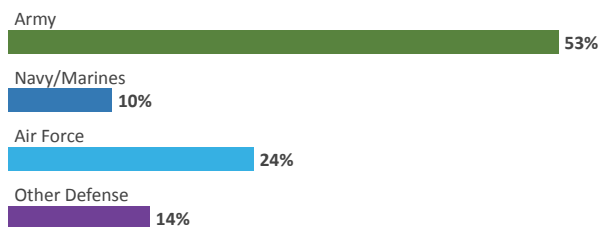
### Allocations, By Type



**\$693.8 MILLION**  
TOTAL PAYROLL

**12,010**  
TOTAL PERSONNEL

### Allocations, By Service



### Top Defense Personnel Locations

County	Total*	Active Duty Military	Civilian
York	6,485	ND	6,244
Penobscot	2,089	ND	383
Kennebec	891	36	187
Aroostook	727	ND	617
Cumberland	716	23	69
Sagadahoc	441	127	313
Androscoggin	293	ND	19
Washington	115	ND	70
Oxford	89	ND	ND
Somerset	68	ND	ND

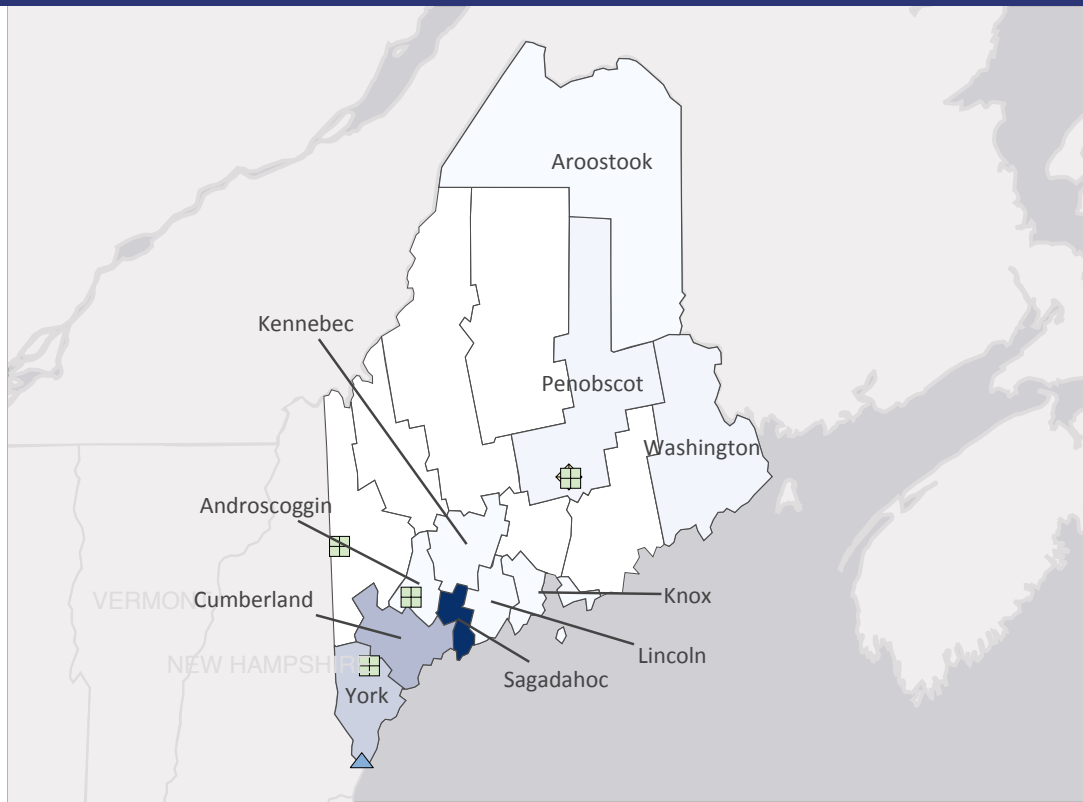
\*Total also includes uniformed National Guard and Reserve units.

Data sources: DoD's Defense Manpower Data Center; DoD's Procurement and Acquisition Policy; DoD's Military Installations, Ranges and Training Areas; USASpending.gov; U.S. Bureau of Economic Analysis; U.S. Census Bureau; and Unitedstateszipcodes.org.

<b>#36</b> \$2.6 B SPENT IN STATE	<b>#9</b> 4.1% OF STATE GDP	<b>0.6%</b> OF TOTAL U.S. DEFENSE SPENDING	<b>\$1,910</b> PER RESIDENT	<b>#29</b> \$1.9 B CONTRACT SPENDING	<b>#43</b> 12,010 NUMBER OF PERSONNEL	<b>#37</b> \$0.7 B PERSONNEL SPENDING
---	--------------------------------	--	--------------------------------	--	---	---

**TOP DEFENSE CONTRACT SPENDING LOCATIONS** (K=thousands M=millions B=billions)

Sagadahoc County	\$1.2 B
Cumberland County	\$360.3 M
York County	\$228.4 M
Penobscot County	\$28.1 M
Washington County	\$27.9 M
Aroostook County	\$3.0 M
Kennebec County	\$2.1 M
Knox County	\$832.5 K
Androscoggin County	\$788.8 K
Lincoln County	\$617.6 K



◆ AF Guard    □ Army Guard    ▲ Navy Active

**TOP DEFENSE PERSONNEL SPENDING LOCATIONS** (K=thousands M=millions)

York County	\$499.7 M
Penobscot County	\$58.4 M
Sagadahoc County	\$41.2 M
Kennebec County	\$32.2 M
Aroostook County	\$31.1 M
Cumberland County	\$16.5 M
Washington County	\$5.2 M
Androscoggin County	\$3.7 M
Hancock County	\$2.3 M
Oxford County	\$911.8 K

