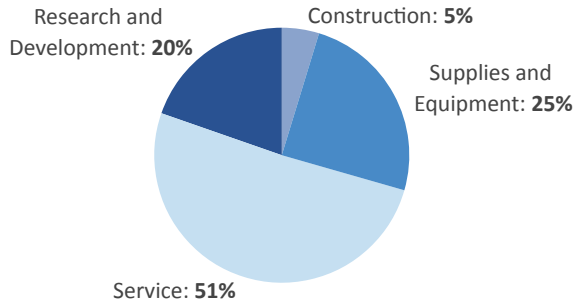


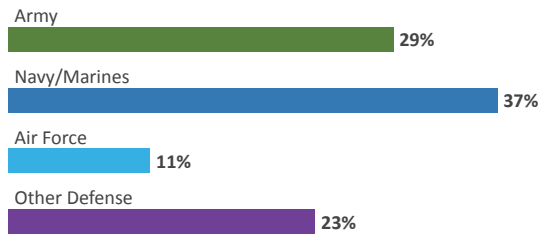
MARYLAND

DEFENSE CONTRACTS

By Type



By Service



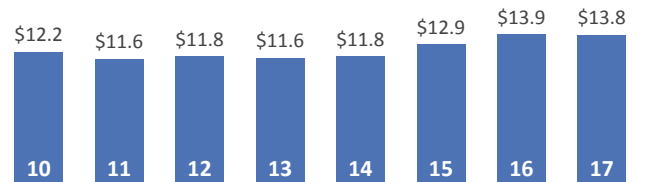
Top Defense Contractors

(M=millions B=billions)

Lockheed Martin	\$1.4 B
Northrop Grumman	\$1.2 B
Johns Hopkins University	\$924.2 M
BAE Systems	\$515.2 M
Textron	\$446.3 M
Johns Hopkins Health System Corp.	\$391.5 M
Booz Allen Hamilton	\$300.6 M
CACI	\$223.3 M
Federal Resources Supply	\$197.5 M
AECOM	\$155.9 M

Contract Awards Performed

(By Fiscal Year, Billions)

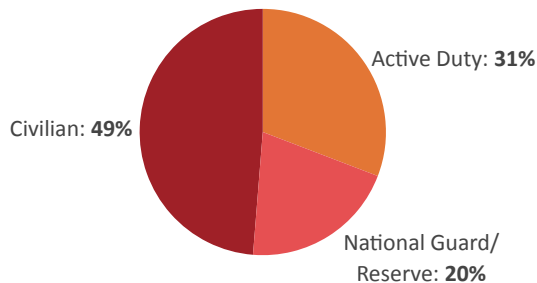


DEFENSE PERSONNEL

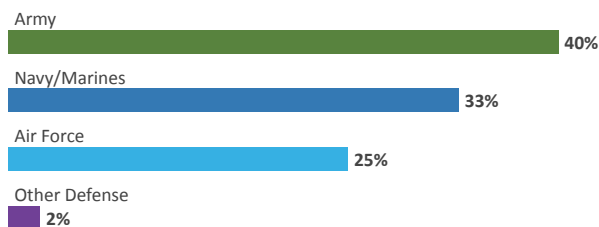
Allocations, By Type

\$7.3 BILLION
TOTAL PAYROLL

92,134
TOTAL PERSONNEL



Allocations, By Service



Top Defense Personnel Locations

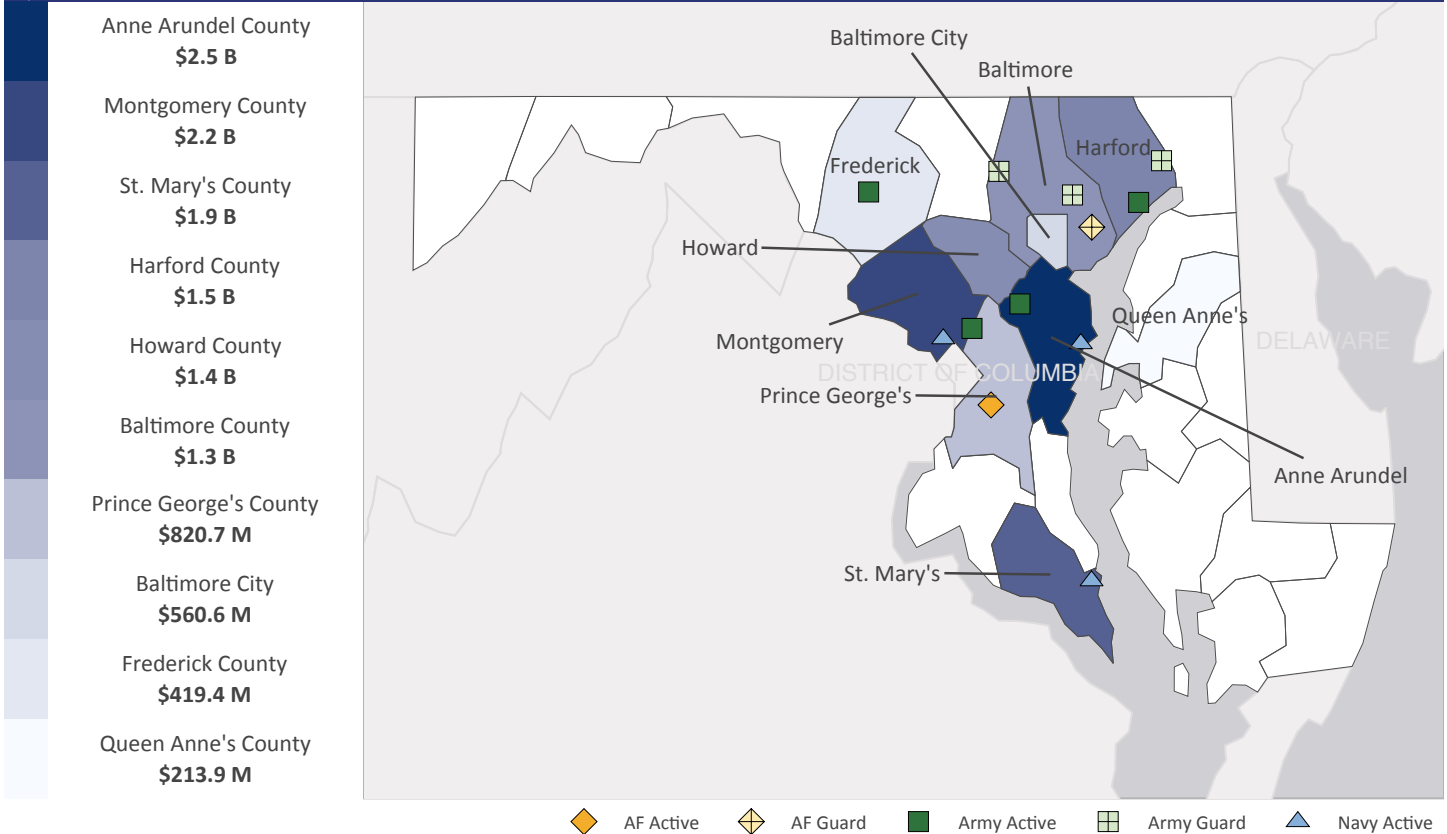
County	Total*	Active Duty Military	Civilian
Anne Arundel	25,351	12,553	8,373
Prince George's	15,004	4,335	4,657
Harford	12,685	898	10,468
St. Mary's	11,961	2,282	9,582
Montgomery	11,236	4,526	5,885
Baltimore	4,009	81	458
Frederick	3,750	1,225	2,159
Charles	2,714	552	2,059
Baltimore City	2,574	60	1,016
Allegany	1,300	1,085	ND

*Total also includes uniformed National Guard and Reserve units.

Data sources: DoD's Defense Manpower Data Center; DoD's Procurement and Acquisition Policy; DoD's Military Installations, Ranges and Training Areas; USASpending.gov; U.S. Bureau of Economic Analysis; U.S. Census Bureau; and Unitedstateszipcodes.org.

#4 \$21.1 B SPENT IN STATE	#5 5.3% OF STATE GDP	5.2% OF TOTAL U.S. DEFENSE SPENDING	\$3,493 PER RESIDENT	#5 \$13.8 B CONTRACT SPENDING	#8 92,134 NUMBER OF PERSONNEL	#4 \$7.3 B PERSONNEL SPENDING
---	--------------------------------	--	--------------------------------	--	--	--

TOP DEFENSE CONTRACT SPENDING LOCATIONS (M=millions B=billions)



TOP DEFENSE PERSONNEL SPENDING LOCATIONS (M=millions B=billions)

