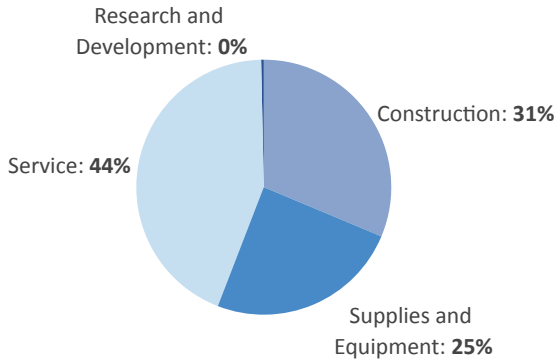


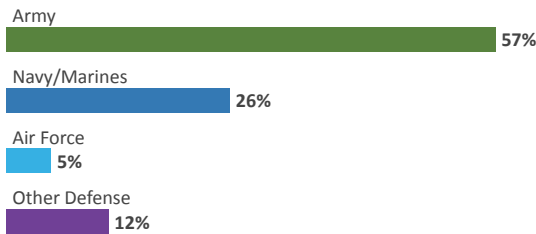
LOUISIANA

DEFENSE CONTRACTS

By Type



By Service



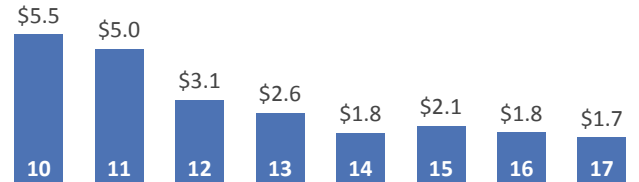
Top Defense Contractors

(M=millions)

Textron	\$146.7 M
Weeks Marine	\$89.4 M
William Herbert Hunt Trust Estate	\$71.2 M
AECOM	\$57.9 M
Boh Bros. Construction	\$56.2 M
Hornbeck Offshore Services	\$45.0 M
Cubic	\$42.1 M
Renda/J Bros, JV	\$39.8 M
Swiftships Shipbuilders	\$34.9 M
PCCP Constructors, JV	\$32.0 M

Contract Awards Performed

(By Fiscal Year, Billions)

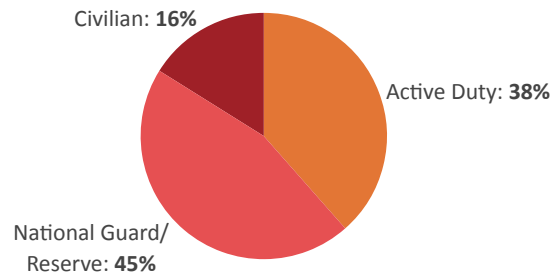


DEFENSE PERSONNEL

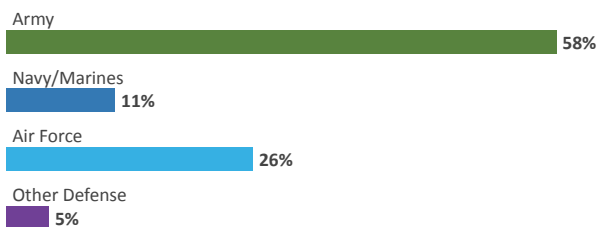
Allocations, By Type

\$1.6 BILLION
TOTAL PAYROLL

37,659
TOTAL PERSONNEL



Allocations, By Service



Top Defense Personnel Locations

Parish	Total*	Active Duty Military	Civilian
Vernon Parish	9,428	7,938	1,352
Bossier Parish	9,056	5,221	1,421
Orleans Parish	7,589	895	1,584
Rapides Parish	1,834	11	419
East Baton Rouge Parish	1,370	147	102
Tangipahoa Parish	840	ND	98
Iberville Parish	741	63	37
Plaquemines Parish	708	81	627
Calcasieu Parish	632	ND	43
Lafayette Parish	465	40	41

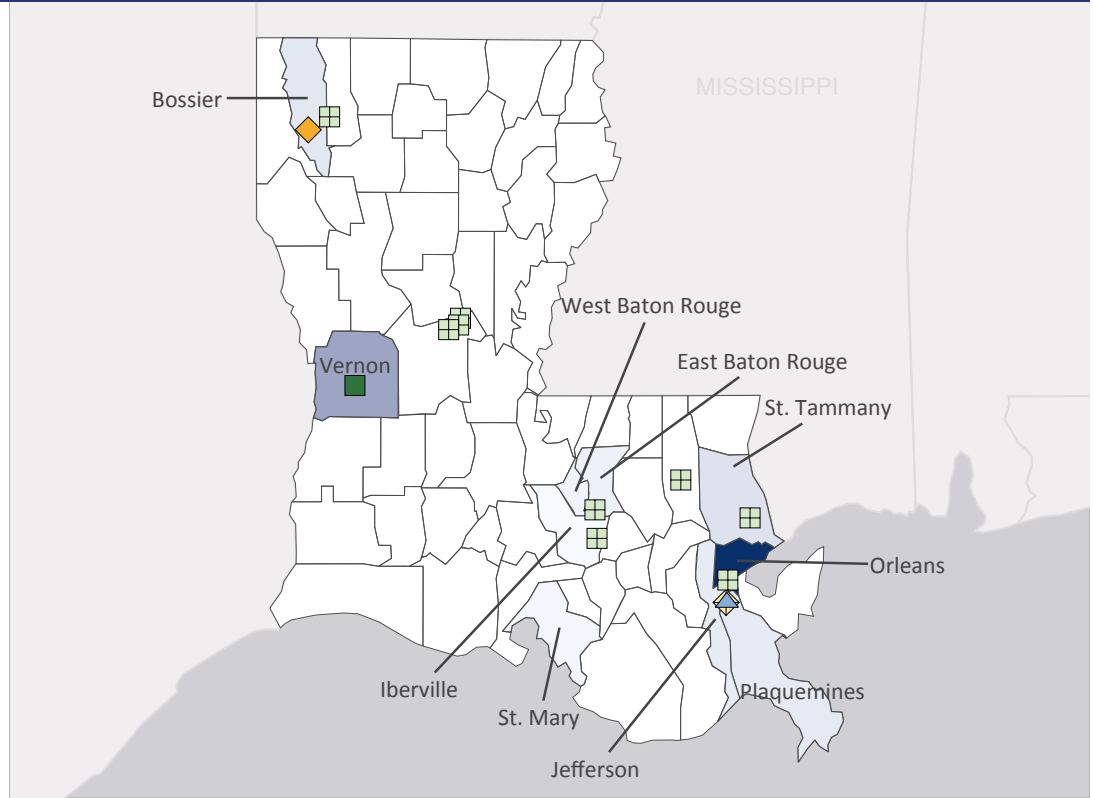
*Total also includes uniformed National Guard and Reserve units.

Data sources: DoD's Defense Manpower Data Center; DoD's Procurement and Acquisition Policy; DoD's Military Installations, Ranges and Training Areas; USASpending.gov; U.S. Bureau of Economic Analysis; U.S. Census Bureau; and Unitedstateszipcodes.org.

#29 \$3.3 B SPENT IN STATE	#32 1.3% OF STATE GDP	0.8% OF TOTAL U.S. DEFENSE SPENDING	\$707 PER RESIDENT	#32 \$1.7 B CONTRACT SPENDING	#22 37,659 NUMBER OF PERSONNEL	#24 \$1.6 B PERSONNEL SPENDING
----------------------------------	--------------------------	---	-----------------------	-------------------------------------	--------------------------------------	--------------------------------------

TOP DEFENSE CONTRACT SPENDING LOCATIONS (M=millions)

Orleans Parish	\$563.4 M
Vernon Parish	\$256.0 M
St. Tammany Parish	\$111.8 M
Bossier Parish	\$100.5 M
Plaquemines Parish	\$93.0 M
Jefferson Parish	\$90.7 M
East Baton Rouge Parish	\$76.6 M
West Baton Rouge Parish	\$71.8 M
St. Mary Parish	\$63.7 M
Iberville Parish	\$55.6 M



◆ AF Active
 ◆ AF Guard
 ■ Army Active
 ■ Army Guard
 ▲ Navy Active

TOP DEFENSE PERSONNEL SPENDING LOCATIONS (M=millions)

Vernon Parish	\$508.4 M
Bossier Parish	\$465.9 M
Orleans Parish	\$398.0 M
Rapides Parish	\$55.0 M
Plaquemines Parish	\$39.7 M
East Baton Rouge Parish	\$38.7 M
Tangipahoa Parish	\$20.5 M
Iberville Parish	\$15.5 M
Lafayette Parish	\$14.6 M
Calcasieu Parish	\$8.7 M

