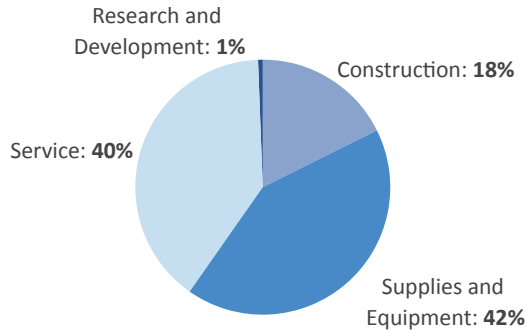


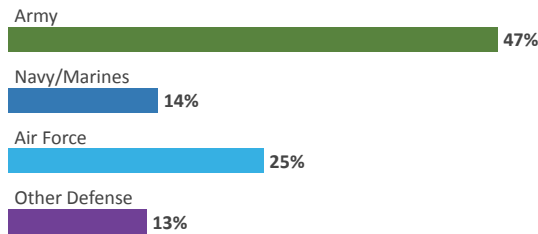
KANSAS

DEFENSE CONTRACTS

By Type



By Service



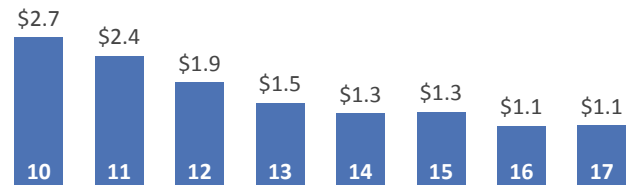
Top Defense Contractors

(M=millions)

Textron	\$122.3 M
Northrop Grumman	\$69.1 M
Leading Technology Composites	\$51.8 M
Archer Western Aviation Partners	\$46.4 M
Raytheon	\$29.8 M
Beechcraft	\$29.6 M
General Electric	\$23.1 M
Balfour-Walton, JV	\$22.7 M
Booz Allen Hamilton	\$21.0 M
Boeing	\$19.6 M

Contract Awards Performed

(By Fiscal Year, Billions)

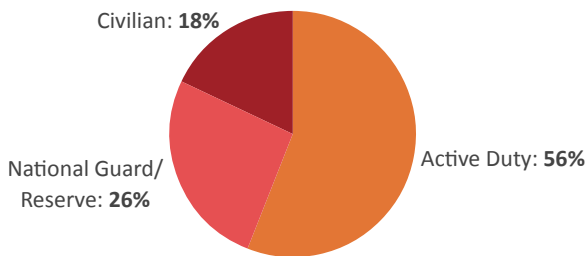


DEFENSE PERSONNEL

Allocations, By Type

\$2.0 BILLION
TOTAL PAYROLL

39,572
TOTAL PERSONNEL



Top Defense Personnel Locations

County	Total*	Active Duty Military	Civilian
Gearry	18,606	15,640	2,749
Sedgwick	7,142	2,912	965
Leavenworth	6,324	3,428	2,378
Shawnee	2,826	38	606
Johnson	915	28	84
Riley	627	37	81
Wyandotte	443	ND	24
Saline	331	ND	50
Ellis	207	ND	15
Montgomery	202	ND	ND

*Total also includes uniformed National Guard and Reserve units.

Allocations, By Service

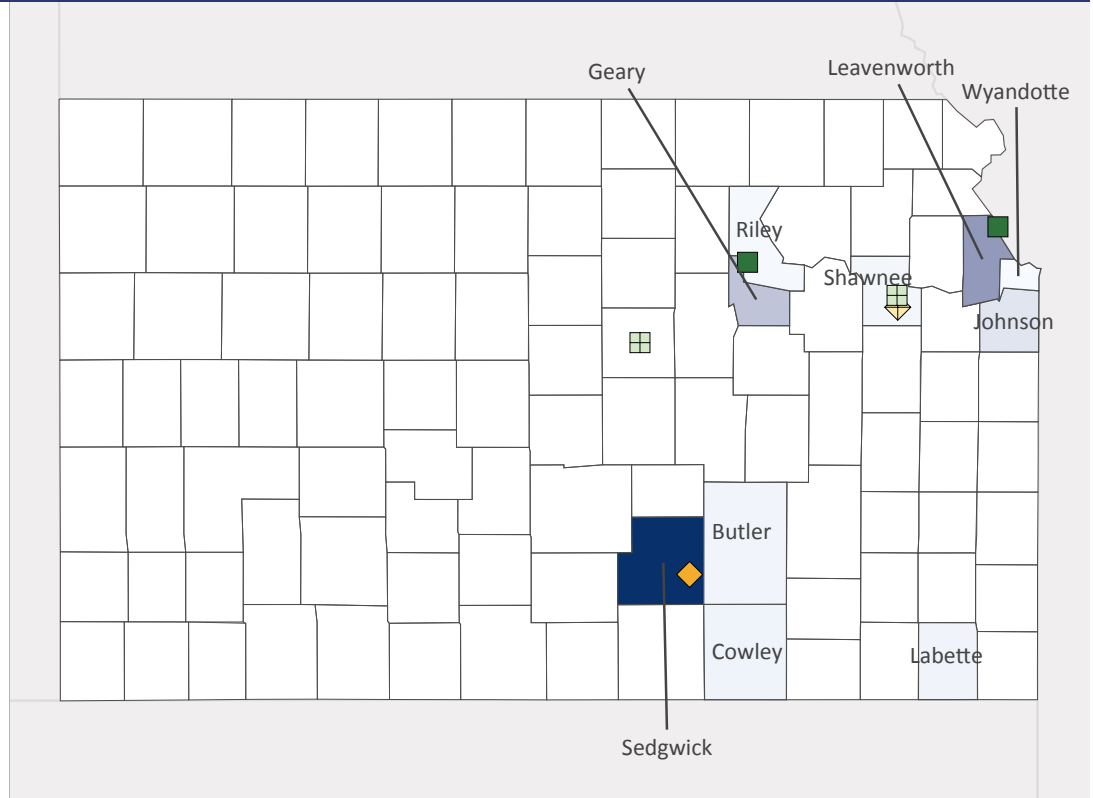


Data sources: DoD's Defense Manpower Data Center; DoD's Procurement and Acquisition Policy; DoD's Military Installations, Ranges and Training Areas; USASpending.gov; U.S. Bureau of Economic Analysis; U.S. Census Bureau; and Unitedstateszipcodes.org.

#30 \$3.1 B SPENT IN STATE	#23 1.9% OF STATE GDP	0.8% OF TOTAL U.S. DEFENSE SPENDING	\$1,067 PER RESIDENT	#39 \$1.1 B CONTRACT SPENDING	#21 39,572 NUMBER OF PERSONNEL	#20 \$2.0 B PERSONNEL SPENDING
---	---------------------------------	--	--------------------------------	--	---	---

TOP DEFENSE CONTRACT SPENDING LOCATIONS (M=millions)

Sedgwick County	\$434.6 M
Leavenworth County	\$200.0 M
Geary County	\$114.2 M
Johnson County	\$49.6 M
Cowley County	\$23.4 M
Labette County	\$22.6 M
Butler County	\$20.5 M
Shawnee County	\$17.0 M
Riley County	\$13.2 M
Wyandotte County	\$9.2 M



◆ AF Active
 ◆ AF Guard
 ■ Army Active
 ■ Army Guard

TOP DEFENSE PERSONNEL SPENDING LOCATIONS (M=millions B=billions)

Geary County	\$1.0 B
Leavenworth County	\$508.8 M
Sedgwick County	\$311.3 M
Shawnee County	\$96.1 M
Johnson County	\$20.4 M
Riley County	\$16.7 M
Saline County	\$9.6 M
Wyandotte County	\$7.8 M
Brown County	\$5.8 M
Douglas County	\$4.9 M

