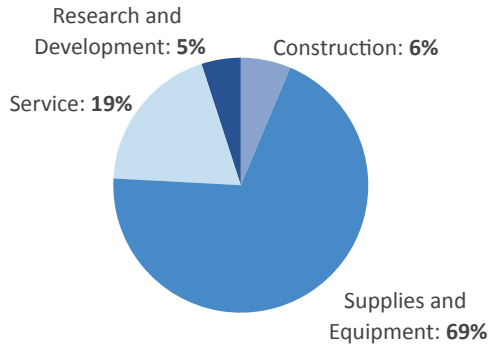


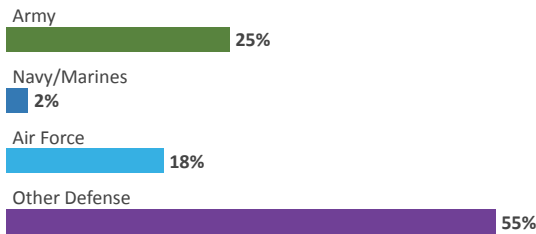
# ILLINOIS

## DEFENSE CONTRACTS

### By Type



### By Service



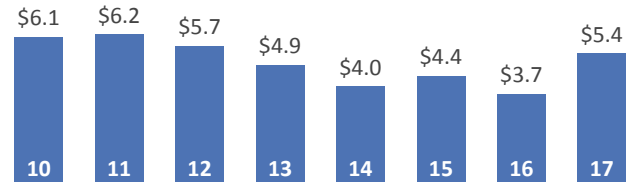
### Top Defense Contractors

(M=millions B=billions)

Northrop Grumman	\$1.0 B
BP	\$1.0 B
Cardinal Health	\$513.7 M
CDW Government	\$228.1 M
Alion Science and Technology	\$223.7 M
SupplyCore	\$223.3 M
Washington Group-Alberici, JV	\$204.2 M
Caterpillar	\$202.8 M
Navistar International	\$179.0 M
General Dynamics	\$157.6 M

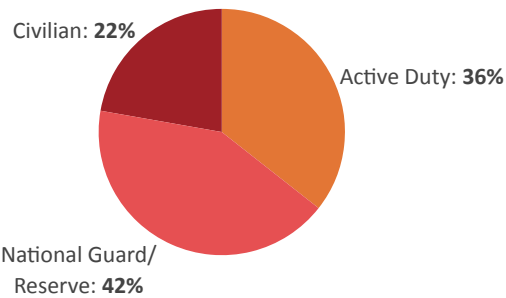
### Contract Awards Performed

(By Fiscal Year, Billions)

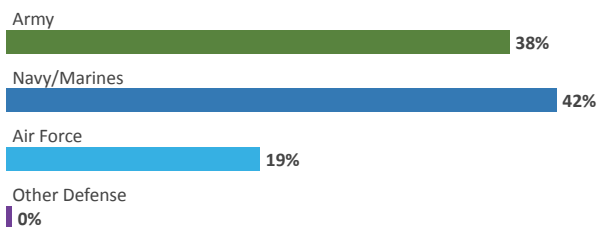


## DEFENSE PERSONNEL

### Allocations, By Type



### Allocations, By Service



**\$2.3 BILLION**  
TOTAL PAYROLL

**58,011**  
TOTAL PERSONNEL

### Top Defense Personnel Locations

County	Total*	Active Duty Military	Civilian
Lake	21,151	15,035	1,551
St. Clair	11,704	4,575	4,434
Cook	5,296	340	689
Rock Island	5,241	360	4,268
Sangamon	2,934	49	551
Peoria	2,724	38	377
Will	961	11	70
DuPage	729	47	95
Champaign	644	20	284
Macon	632	ND	46

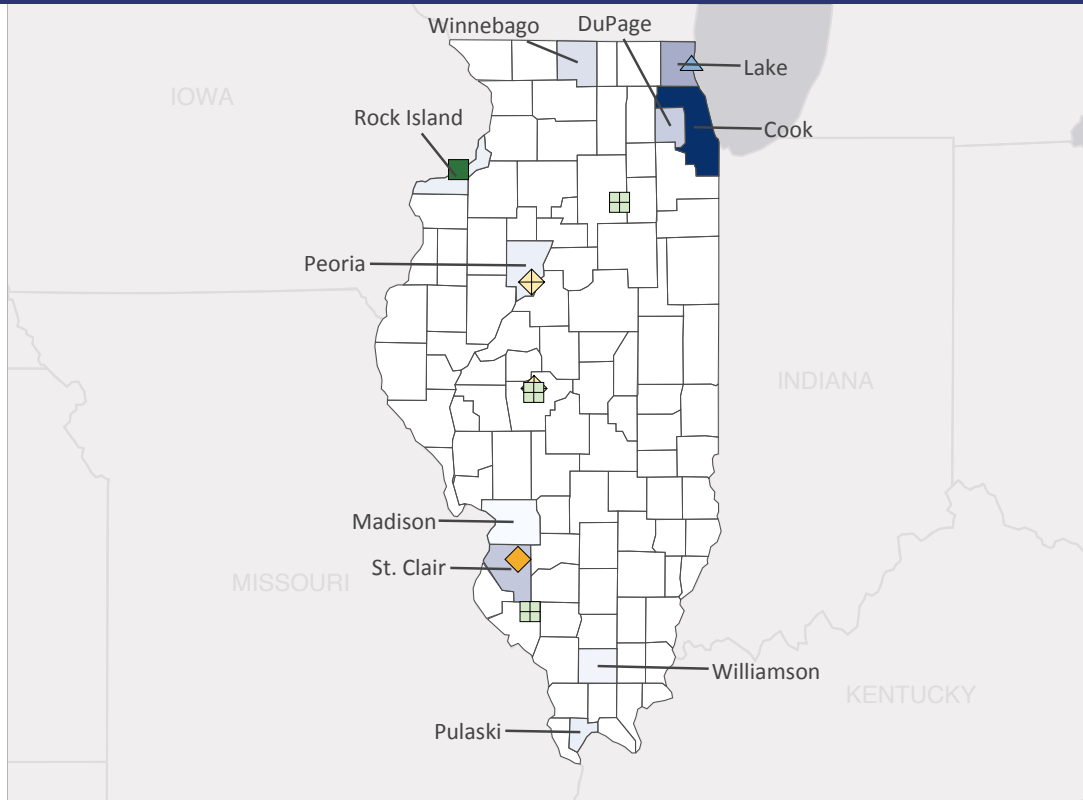
\*Total also includes uniformed National Guard and Reserve units.

Data sources: DoD's Defense Manpower Data Center; DoD's Procurement and Acquisition Policy; DoD's Military Installations, Ranges and Training Areas; USASpending.gov; U.S. Bureau of Economic Analysis; U.S. Census Bureau; and Unitedstateszipcodes.org.

#18 \$7.7 B SPENT IN STATE	#42 0.9% OF STATE GDP	1.9% OF TOTAL U.S. DEFENSE SPENDING	\$600 PER RESIDENT	#15 \$5.4 B CONTRACT SPENDING	#15 58,011 NUMBER OF PERSONNEL	#19 \$2.3 B PERSONNEL SPENDING
----------------------------------	--------------------------	---	-----------------------	-------------------------------------	--------------------------------------	--------------------------------------

TOP DEFENSE CONTRACT SPENDING LOCATIONS (M=millions B=billions)

Cook County	\$2.8 B
Lake County	\$1.0 B
St. Clair County	\$689.7 M
DuPage County	\$624.7 M
Winnebago County	\$394.9 M
Pulaski County	\$223.4 M
Peoria County	\$212.8 M
Rock Island County	\$204.7 M
Williamson County	\$149.5 M
Madison County	\$73.3 M



◆ AF Active   
 ◆ AF Guard   
 ■ Army Active   
  Army Guard   
 ▲ Navy Active

TOP DEFENSE PERSONNEL SPENDING LOCATIONS (M=millions)

St. Clair County	\$749.4 M
Lake County	\$627.5 M
Rock Island County	\$390.9 M
Cook County	\$144.9 M
Sangamon County	\$100.5 M
Peoria County	\$69.6 M
Champaign County	\$32.1 M
DuPage County	\$30.1 M
Will County	\$19.0 M
Macon County	\$10.8 M

