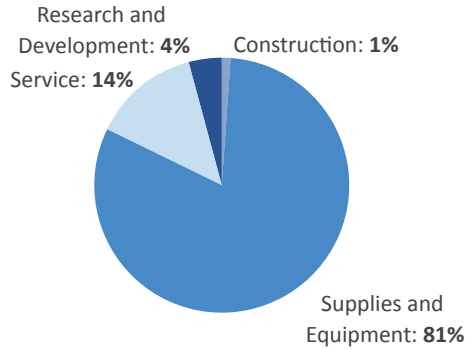


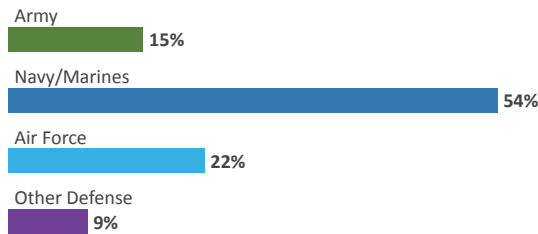
IOWA

DEFENSE CONTRACTS

By Type



By Service



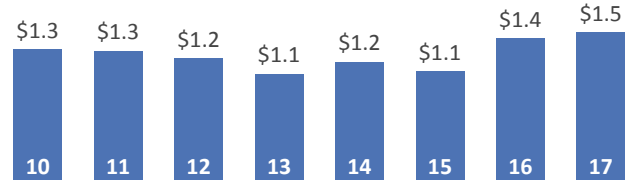
Top Defense Contractors

(M=millions)

Rockwell Collins	\$853.9 M
Data Link Solutions	\$198.0 M
American Ordnance	\$68.6 M
Cobham	\$34.6 M
HNI Corp.	\$15.4 M
Dubuque Barge and Fleeting Service	\$9.0 M
Carver Pump Company	\$8.2 M
United Technologies	\$6.9 M
Lang Construction Group	\$5.6 M
Cook Inlet Region	\$4.4 M

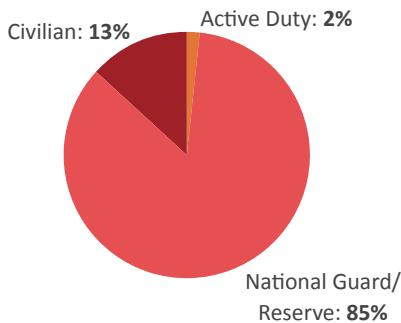
Contract Awards Performed

(By Fiscal Year, Billions)



DEFENSE PERSONNEL

Allocations, By Type



\$314.0 MILLION
TOTAL PAYROLL

12,809
TOTAL PERSONNEL

Allocations, By Service



Top Defense Personnel Locations

County	Total*	Active Duty Military	Civilian
Polk	4,940	90	752
Woodbury	1,411	ND	284
Linn	801	ND	96
Scott	763	ND	167
Black Hawk	631	25	72
Johnson	588	45	26
Boone	445	ND	62
Dubuque	343	ND	32
Webster	271	ND	38
Des Moines	222	ND	36

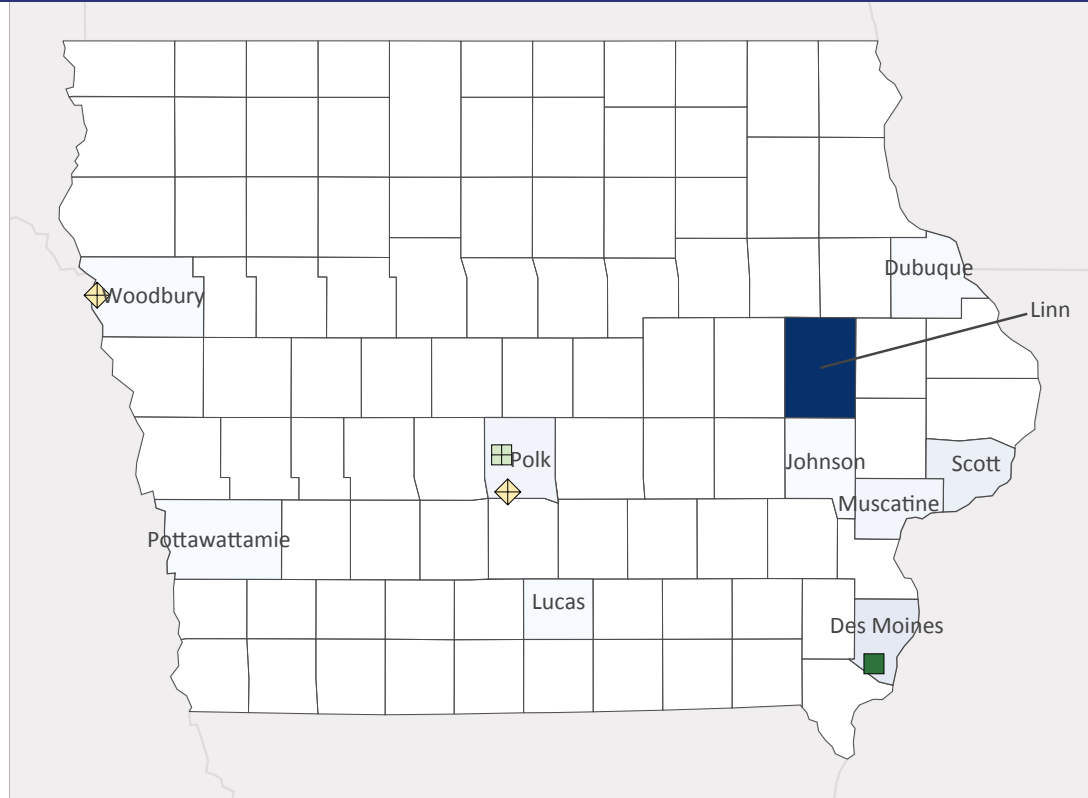
*Total also includes uniformed National Guard and Reserve units.

Data sources: DoD's Defense Manpower Data Center; DoD's Procurement and Acquisition Policy; DoD's Military Installations, Ranges and Training Areas; USASpending.gov; U.S. Bureau of Economic Analysis; U.S. Census Bureau; and Unitedstateszipcodes.org.

#38 \$1.8 B SPENT IN STATE	#41 0.9% OF STATE GDP	0.4% OF TOTAL U.S. DEFENSE SPENDING	\$568 PER RESIDENT	#34 \$1.5 B CONTRACT SPENDING	#41 12,809 NUMBER OF PERSONNEL	#47 \$0.3 B PERSONNEL SPENDING
---	---------------------------------	--	------------------------------	--	---	---

TOP DEFENSE CONTRACT SPENDING LOCATIONS (M=millions)

Linn County	\$952.1 M
Des Moines County	\$78.3 M
Scott County	\$50.8 M
Polk County	\$28.9 M
Muscatine County	\$24.5 M
Dubuque County	\$7.2 M
Lucas County	\$6.6 M
Johnson County	\$4.5 M
Woodbury County	\$3.9 M
Pottawattamie County	\$3.3 M



◆ AF Guard ■ Army Active □ Army Guard

TOP DEFENSE PERSONNEL SPENDING LOCATIONS (M=millions)

Polk County	\$144.8 M
Woodbury County	\$42.7 M
Scott County	\$18.8 M
Linn County	\$15.2 M
Black Hawk County	\$13.4 M
Boone County	\$12.2 M
Johnson County	\$11.9 M
Des Moines County	\$7.9 M
Webster County	\$5.6 M
Dubuque County	\$5.1 M

