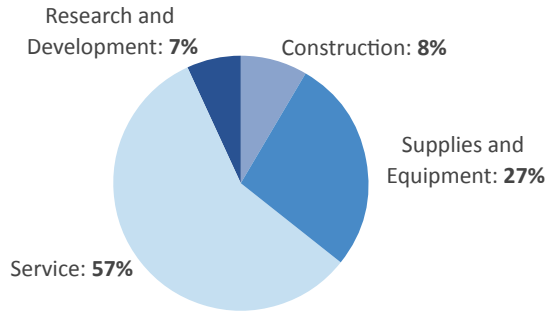


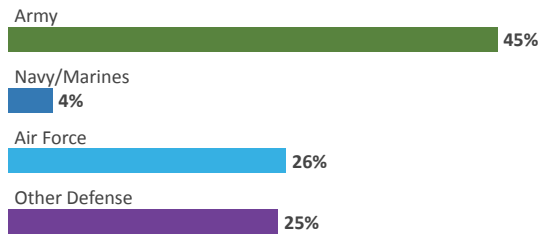
# DELAWARE

## DEFENSE CONTRACTS

### By Type



### By Service



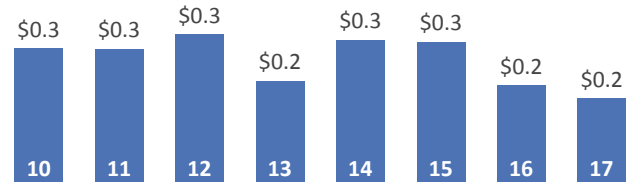
### Top Defense Contractors

(M=millions)

American Registry of Pathology	\$15.6 M
Caesar Rodney School District	\$9.2 M
Tesla Industries	\$8.6 M
Great Lakes Dredge and Dock	\$8.6 M
DIMO	\$8.1 M
Johnson Controls Federal Systems-Versar, JV	\$7.6 M
Bering Straits Technical Services	\$7.1 M
Masley Enterprises	\$4.6 M
CACI	\$3.5 M
Kalitta Charters	\$3.1 M

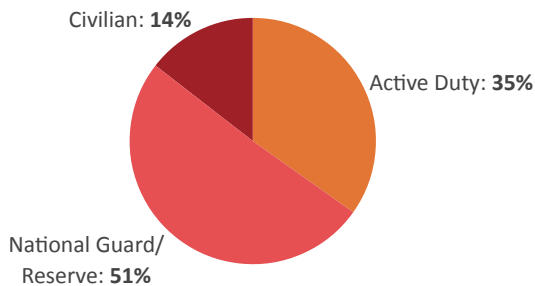
### Contract Awards Performed

(By Fiscal Year, Billions)



## DEFENSE PERSONNEL

### Allocations, By Type



**\$392.2 MILLION**  
TOTAL PAYROLL

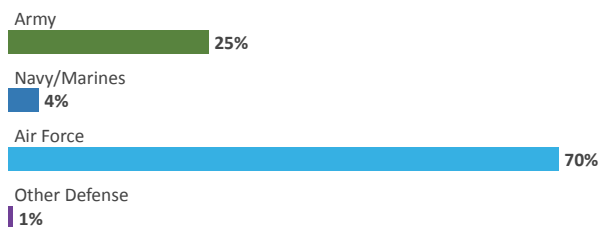
**9,899**  
TOTAL PERSONNEL

### Top Defense Personnel Locations

County	Total*	Active Duty Military	Civilian
Kent	6,268	3,397	980
New Castle	3,057	32	430
Sussex	557	ND	25

\*Total also includes uniformed National Guard and Reserve units.

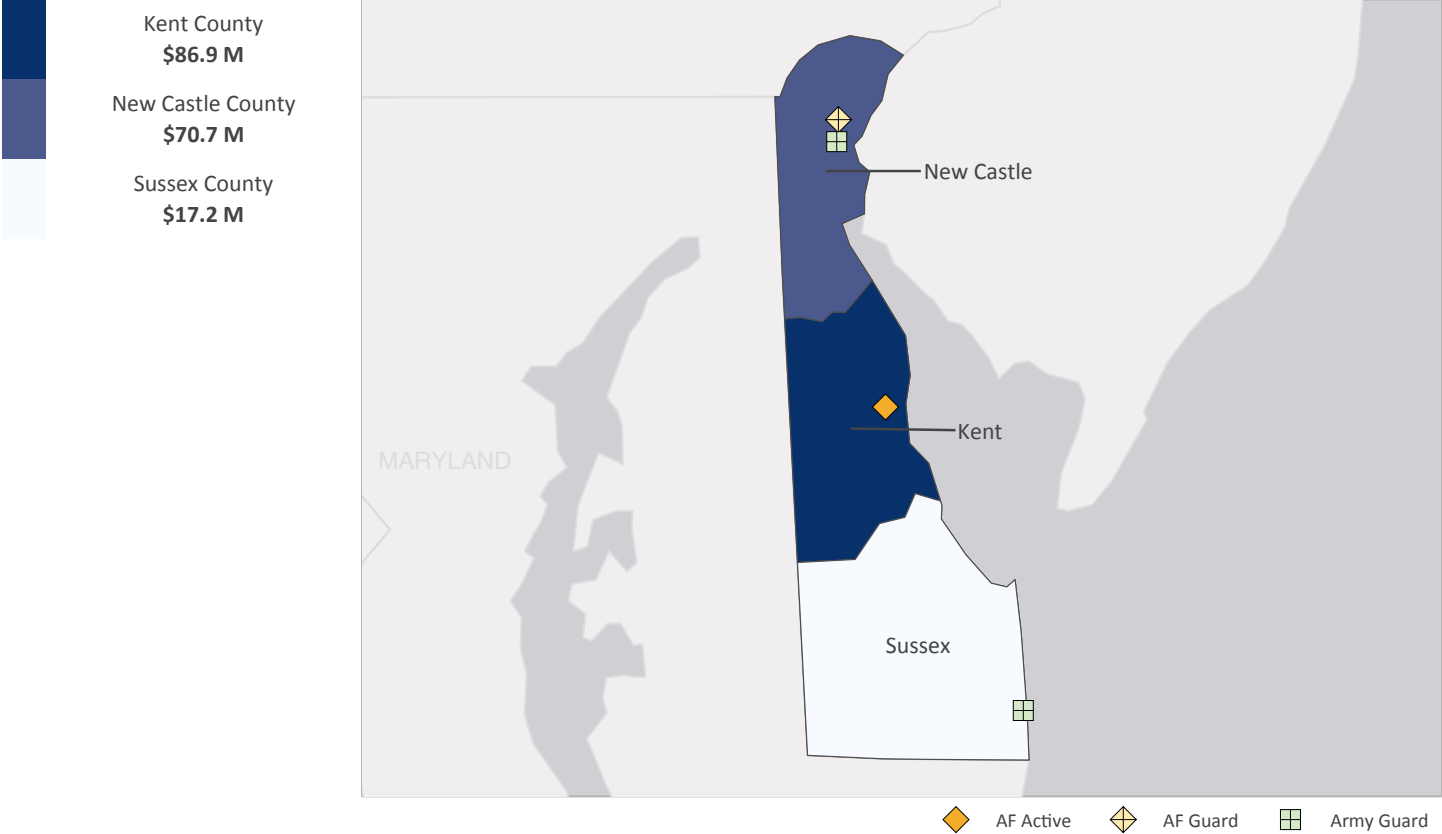
### Allocations, By Service



Data sources: DoD's Defense Manpower Data Center; DoD's Procurement and Acquisition Policy; DoD's Military Installations, Ranges and Training Areas; USASpending.gov; U.S. Bureau of Economic Analysis; U.S. Census Bureau; and Unitedstateszipcodes.org.

#46 \$0.6 B SPENT IN STATE	#46 0.8% OF STATE GDP	0.1% OF TOTAL U.S. DEFENSE SPENDING	\$598 PER RESIDENT	#48 \$0.2 B CONTRACT SPENDING	#46 9,899 NUMBER OF PERSONNEL	#43 \$0.4 B PERSONNEL SPENDING
----------------------------------	--------------------------	---	-----------------------	-------------------------------------	-------------------------------------	--------------------------------------

TOP DEFENSE CONTRACT SPENDING LOCATIONS (M=millions)



TOP DEFENSE PERSONNEL SPENDING LOCATIONS (M=millions)

