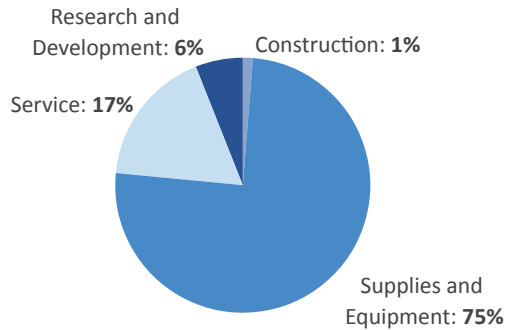


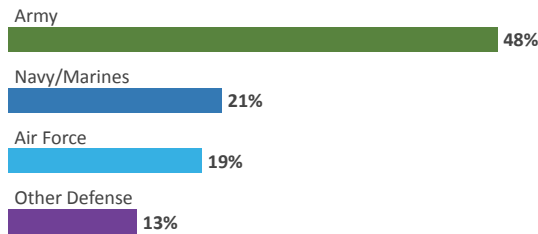
# ARIZONA

## DEFENSE CONTRACTS

### By Type



### By Service



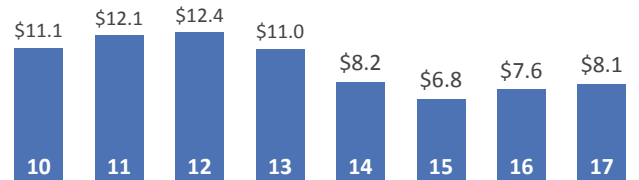
### Top Defense Contractors

(M=millions B=billions)

Raytheon	\$4.4 B
Boeing	\$1.9 B
Honeywell	\$438.9 M
Northrop Grumman	\$258.5 M
General Dynamics	\$200.1 M
TRAX International	\$88.0 M
Insight Enterprises	\$81.9 M
Orbital Sciences Corp.	\$68.8 M
Nammo	\$51.7 M
Patriarch Partners	\$46.6 M

### Contract Awards Performed

(By Fiscal Year, Billions)

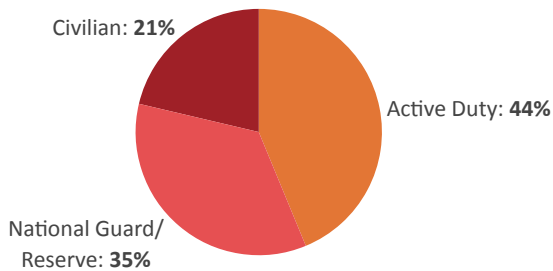


## DEFENSE PERSONNEL

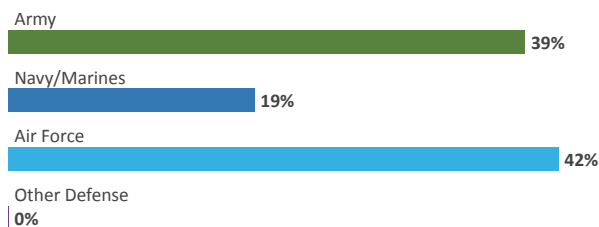
### Allocations, By Type

**\$2.0 BILLION**  
TOTAL PAYROLL

**43,361**  
TOTAL PERSONNEL



### Allocations, By Service



### Top Defense Personnel Locations

County	Total*	Active Duty Military	Civilian
Maricopa	15,144	4,374	2,336
Pima	13,593	5,977	2,707
Cochise	6,889	3,977	2,687
Yuma	5,494	4,161	1,241
Pinal	967	ND	214
Coconino	484	14	49
Yavapai	222	12	ND
Graham	54	ND	ND
Navajo	52	ND	ND
La Paz	ND	ND	ND

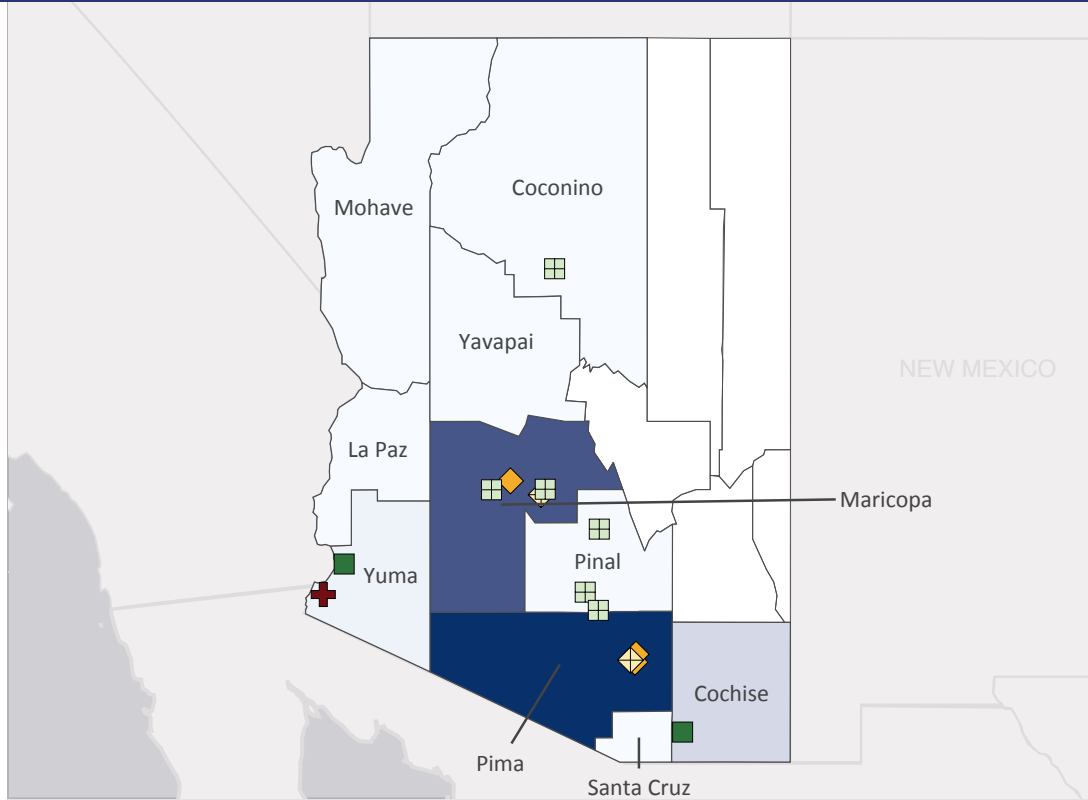
\*Total also includes uniformed National Guard and Reserve units.

Data sources: DoD's Defense Manpower Data Center; DoD's Procurement and Acquisition Policy; DoD's Military Installations, Ranges and Training Areas; USASpending.gov; U.S. Bureau of Economic Analysis; U.S. Census Bureau; and Unitedstateszipcodes.org.

<b>#13</b> \$10.0 B SPENT IN STATE	<b>#12</b> 3.1% OF STATE GDP	<b>2.5%</b> OF TOTAL U.S. DEFENSE SPENDING	<b>\$1,430</b> PER RESIDENT	<b>#10</b> \$8.1 B CONTRACT SPENDING	<b>#20</b> 43,361 NUMBER OF PERSONNEL	<b>#21</b> \$2.0 B PERSONNEL SPENDING
--	---------------------------------	--	--------------------------------	--	---	---

**TOP DEFENSE CONTRACT SPENDING LOCATIONS** (K=thousands M=millions B=billions)

Pima County	\$4.6 B
Maricopa County	\$3.6 B
Cochise County	\$700.8 M
Yuma County	\$187.5 M
Pinal County	\$19.4 M
Coconino County	\$5.8 M
Santa Cruz County	\$5.0 M
Mohave County	\$2.9 M
La Paz County	\$1.1 M
Yavapai County	\$514.1 K



◆ AF Active   
 ◆ AF Guard   
 ■ Army Active   
 ■ Army Guard   
 + MC Active

**TOP DEFENSE PERSONNEL SPENDING LOCATIONS** (K=thousands M=millions)

Pima County	\$637.5 M
Maricopa County	\$564.4 M
Cochise County	\$431.8 M
Yuma County	\$249.5 M
Pinal County	\$21.8 M
Coconino County	\$11.4 M
Yavapai County	\$2.9 M
Navajo County	\$584.6 K
Graham County	\$437.6 K
Apache County	\$208.1 K

