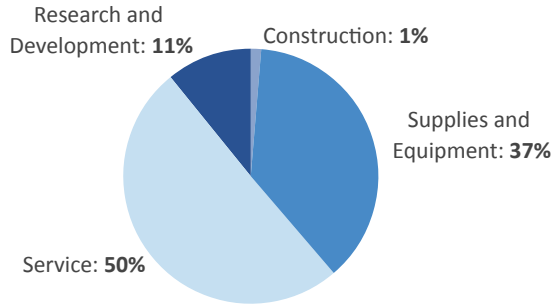


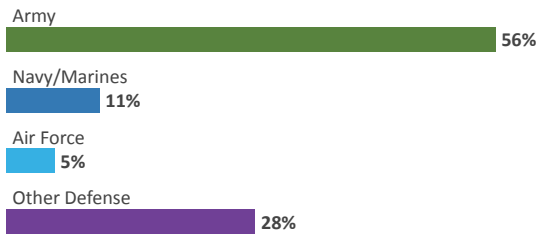
ALABAMA

DEFENSE CONTRACTS

By Type



By Service



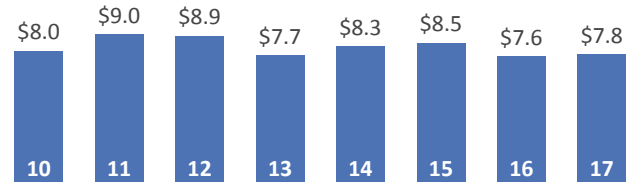
Top Defense Contractors

(M=millions B=billions)

Boeing	\$1.2 B
L3 Technologies	\$564.6 M
SAIC	\$510.1 M
Austal	\$413.5 M
Redstone Defense Systems	\$287.1 M
Torch Technologies	\$233.1 M
Intuitive Research and Technology	\$209.2 M
Science and Engineering Services	\$207.0 M
Lockheed Martin	\$203.8 M
Bechtel Group	\$195.0 M

Contract Awards Performed

(By Fiscal Year, Billions)

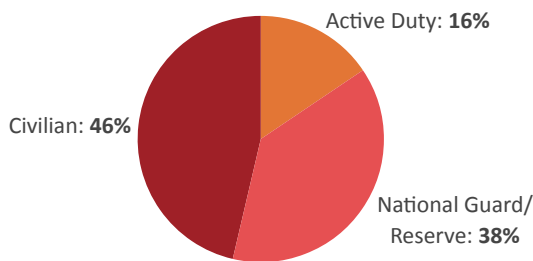


DEFENSE PERSONNEL

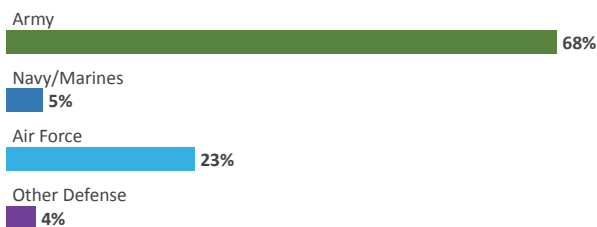
Allocations, By Type

\$3.2 BILLION
TOTAL PAYROLL

51,494
TOTAL PERSONNEL



Allocations, By Service



Top Defense Personnel Locations

County	Total*	Active Duty Military	Civilian
Madison	15,503	751	13,531
Montgomery	10,710	2,905	3,119
Dale	6,119	3,648	2,277
Jefferson	4,593	303	438
Calhoun	4,586	57	3,151
Mobile	2,338	36	731
Houston	540	41	35
Tuscaloosa	522	15	74
Lee	504	59	22
Coffee	384	ND	105

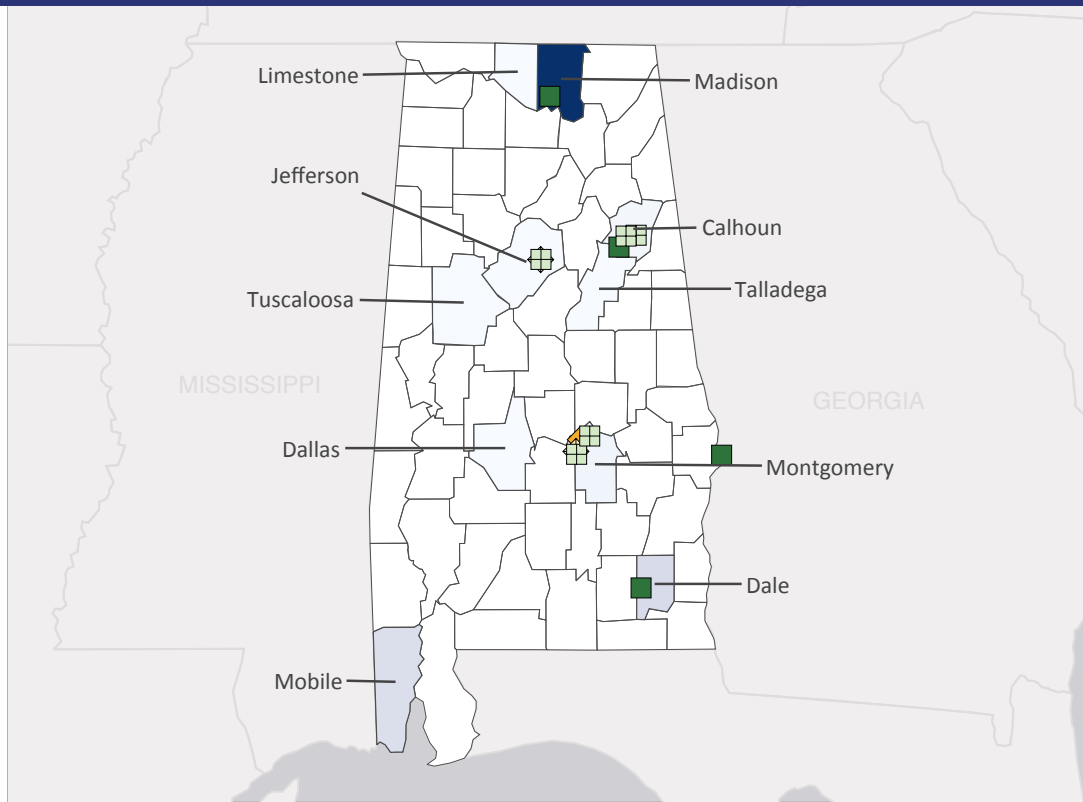
*Total also includes uniformed National Guard and Reserve units.

Data sources: DoD's Defense Manpower Data Center; DoD's Procurement and Acquisition Policy; DoD's Military Installations, Ranges and Training Areas; USASpending.gov; U.S. Bureau of Economic Analysis; U.S. Census Bureau; and Unitedstateszipcodes.org.

#10 \$10.9 B SPENT IN STATE	#6 5.1% OF STATE GDP	2.7% OF TOTAL U.S. DEFENSE SPENDING	\$2,246 PER RESIDENT	#11 \$7.8 B CONTRACT SPENDING	#18 51,494 NUMBER OF PERSONNEL	#11 \$3.2 B PERSONNEL SPENDING
--	--------------------------------	--	--------------------------------	--	---	---

TOP DEFENSE CONTRACT SPENDING LOCATIONS (M=millions B=billions)

Madison County	\$5.7 B
Dale County	\$825.2 M
Mobile County	\$750.7 M
Montgomery County	\$216.4 M
Calhoun County	\$153.9 M
Tuscaloosa County	\$79.2 M
Talladega County	\$63.2 M
Limestone County	\$59.8 M
Jefferson County	\$58.2 M
Dallas County	\$53.7 M



◆ AF Active
 ◆ AF Guard
 ■ Army Active
 ■ Army Guard

TOP DEFENSE PERSONNEL SPENDING LOCATIONS (M=millions B=billions)

Madison County	\$1.5 B
Montgomery County	\$558.1 M
Dale County	\$429.4 M
Calhoun County	\$235.2 M
Jefferson County	\$155.6 M
Mobile County	\$88.8 M
Lee County	\$14.0 M
Tuscaloosa County	\$13.9 M
Houston County	\$12.3 M
Coffee County	\$9.0 M

