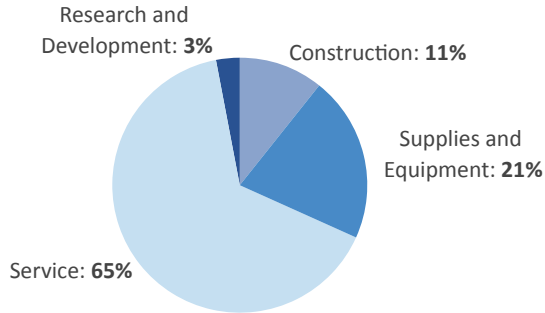


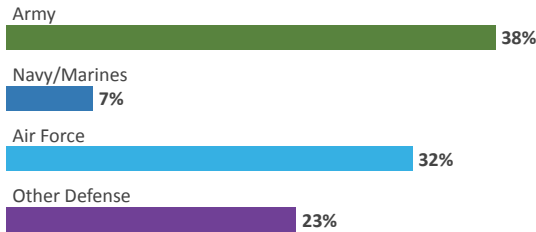
ALASKA

DEFENSE CONTRACTS

By Type



By Service



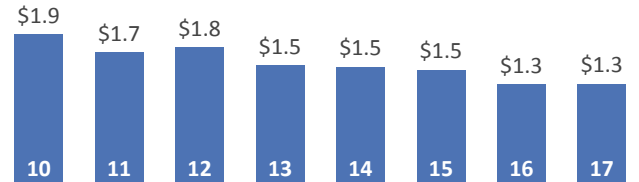
Top Defense Contractors

(M=millions)

Arctic Slope Regional Corp.	\$137.9 M
Chugach Alaska Corp.	\$60.9 M
BAE Systems	\$56.9 M
Calista	\$48.5 M
ARCTEC Alaska, JV	\$37.7 M
NANA Regional Corp.	\$35.8 M
Usibelli Coal Mine	\$34.6 M
Cook Inlet Region	\$33.5 M
Crowley	\$27.8 M
Afognak Native Corp.	\$25.9 M

Contract Awards Performed

(By Fiscal Year, Billions)

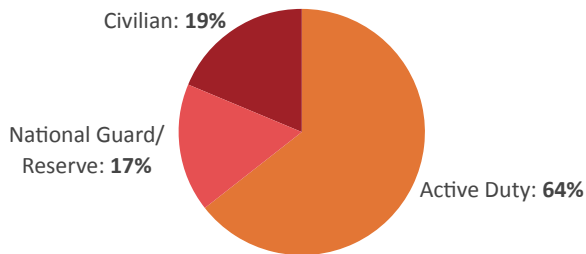


DEFENSE PERSONNEL

Allocations, By Type

\$1.7 BILLION
TOTAL PAYROLL

27,411
TOTAL PERSONNEL

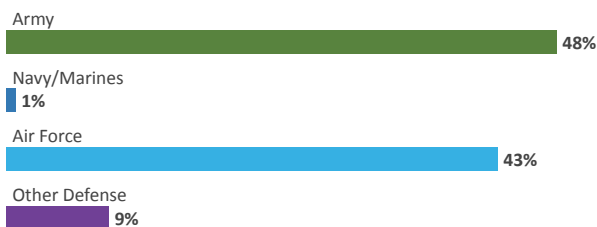


Top Defense Personnel Locations

Location	Total*	Active Duty Military	Civilian
Anchorage Municipality	15,477	9,177	3,153
Fairbanks North Star Borough	10,775	8,310	1,607
Southeast Fairbanks Census Area	506	ND	292
Matanuska-Susitna Borough	161	ND	ND
Denali Borough	154	30	33
Juneau City and Borough	62	ND	10
Kodiak Island Borough	45	16	19
Bethel Census Area	32	ND	ND
Kenai Peninsula Borough	26	ND	ND
Ketchikan Gateway Borough	17	ND	ND

*Total also includes uniformed National Guard and Reserve units.

Allocations, By Service

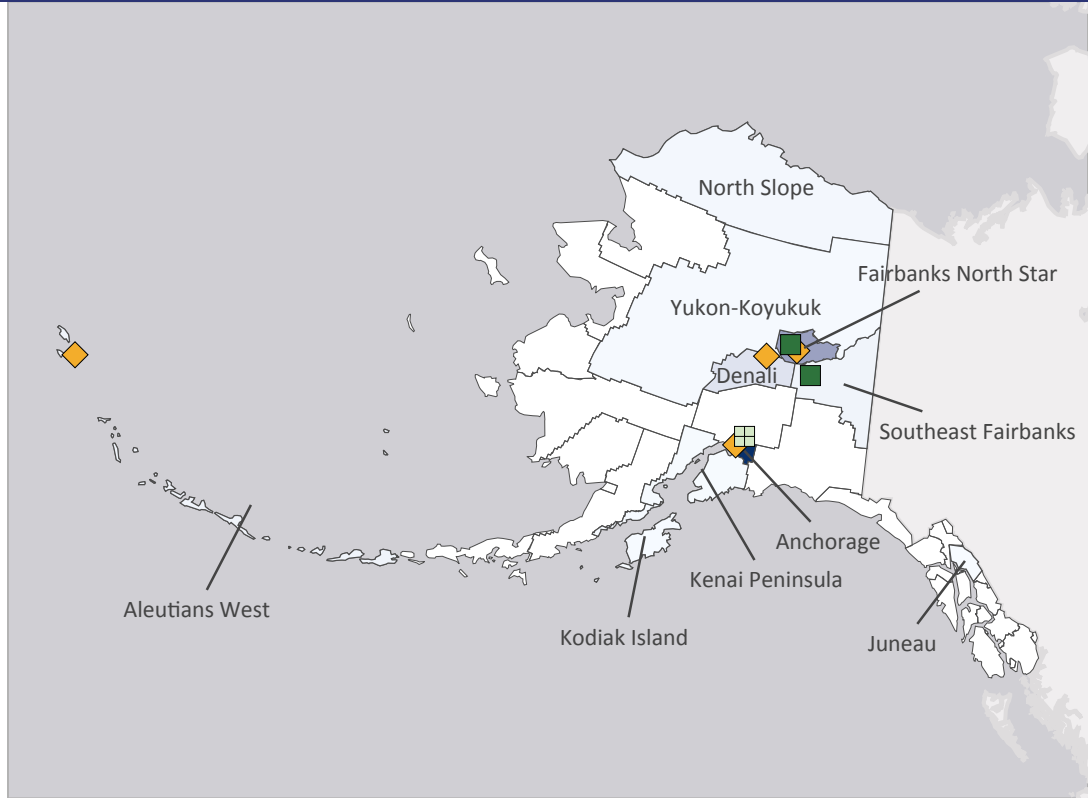


Data sources: DoD's Defense Manpower Data Center; DoD's Procurement and Acquisition Policy; DoD's Military Installations, Ranges and Training Areas; USASpending.gov; U.S. Bureau of Economic Analysis; U.S. Census Bureau; and Unitedstateszipcodes.org.

#32 \$3.0 B SPENT IN STATE	#4 5.5% OF STATE GDP	0.7% OF TOTAL U.S. DEFENSE SPENDING	\$4,014 PER RESIDENT	#38 \$1.3 B CONTRACT SPENDING	#27 27,411 NUMBER OF PERSONNEL	#23 \$1.7 B PERSONNEL SPENDING
---	--------------------------------	--	--------------------------------	--	---	---

TOP DEFENSE CONTRACT SPENDING LOCATIONS (M=millions)

Anchorage Municipality	\$797.3 M
Fairbanks North Star Borough	\$331.9 M
Denali Borough	\$94.1 M
Southeast Fairbanks Census Area	\$36.2 M
Aleutians West Census Area	\$35.9 M
North Slope Borough	\$24.4 M
Yukon-Koyukuk Census Area	\$17.6 M
Kenai Peninsula Borough	\$14.8 M
Kodiak Island Borough	\$14.2 M
Juneau City and Borough	\$12.2 M



◆ AF Active
 ■ Army Active
 ■ Army Guard

TOP DEFENSE PERSONNEL SPENDING LOCATIONS (K=thousands M=millions)

Anchorage Municipality	\$980.8 M
Fairbanks North Star Borough	\$642.0 M
Southeast Fairbanks Census Area	\$41.9 M
Denali Borough	\$13.4 M
Kodiak Island Borough	\$2.8 M
Matanuska-Susitna Borough	\$2.4 M
Juneau City and Borough	\$1.3 M
Kenai Peninsula Borough	\$696.2 K
Bethel Census Area	\$615.6 K
Ketchikan Gateway Borough	\$397.2 K

