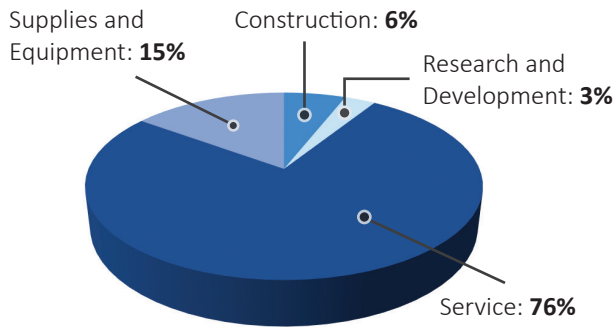


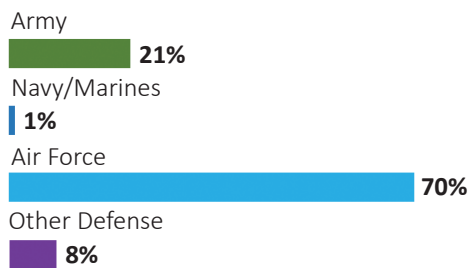
WYOMING

DEFENSE CONTRACTS

By Type



By Service

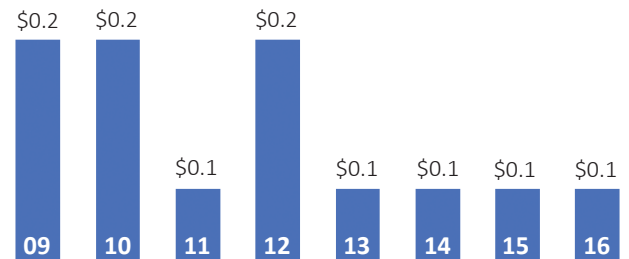


Top Defense Contractors

(M=millions)

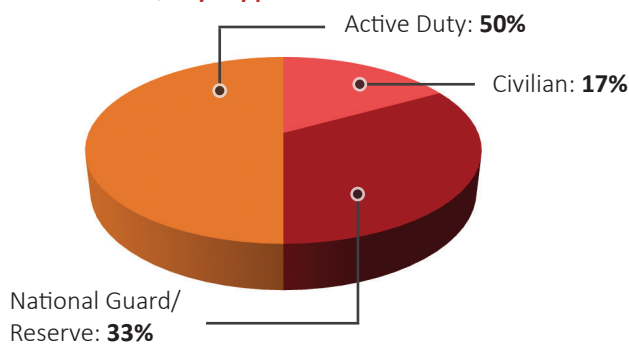
M1 Support Services	\$30.4 M
Shaw Group	\$3.9 M
Growling Bear	\$3.7 M
DMC, JV	\$3.3 M
MDU Resources Group	\$2.8 M
Kennon Products	\$2.3 M
MIRADO-NASCO, JV	\$2.2 M
Federal Contracting Inc.	\$2.2 M
Chugach Alaska	\$1.9 M
Gilbane	\$1.8 M

Contract Awards Performed (By Fiscal Year, Billions)



DEFENSE PERSONNEL

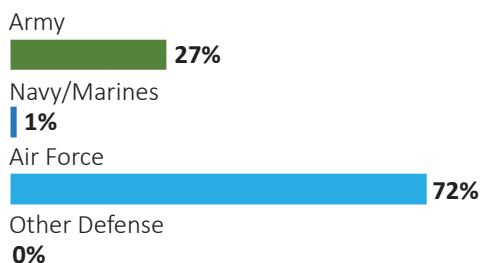
Allocations, By Type



\$236.6 MILLION
TOTAL PAYROLL

7,550
TOTAL PERSONNEL

Allocations, By Service



Top Defense Personnel Locations

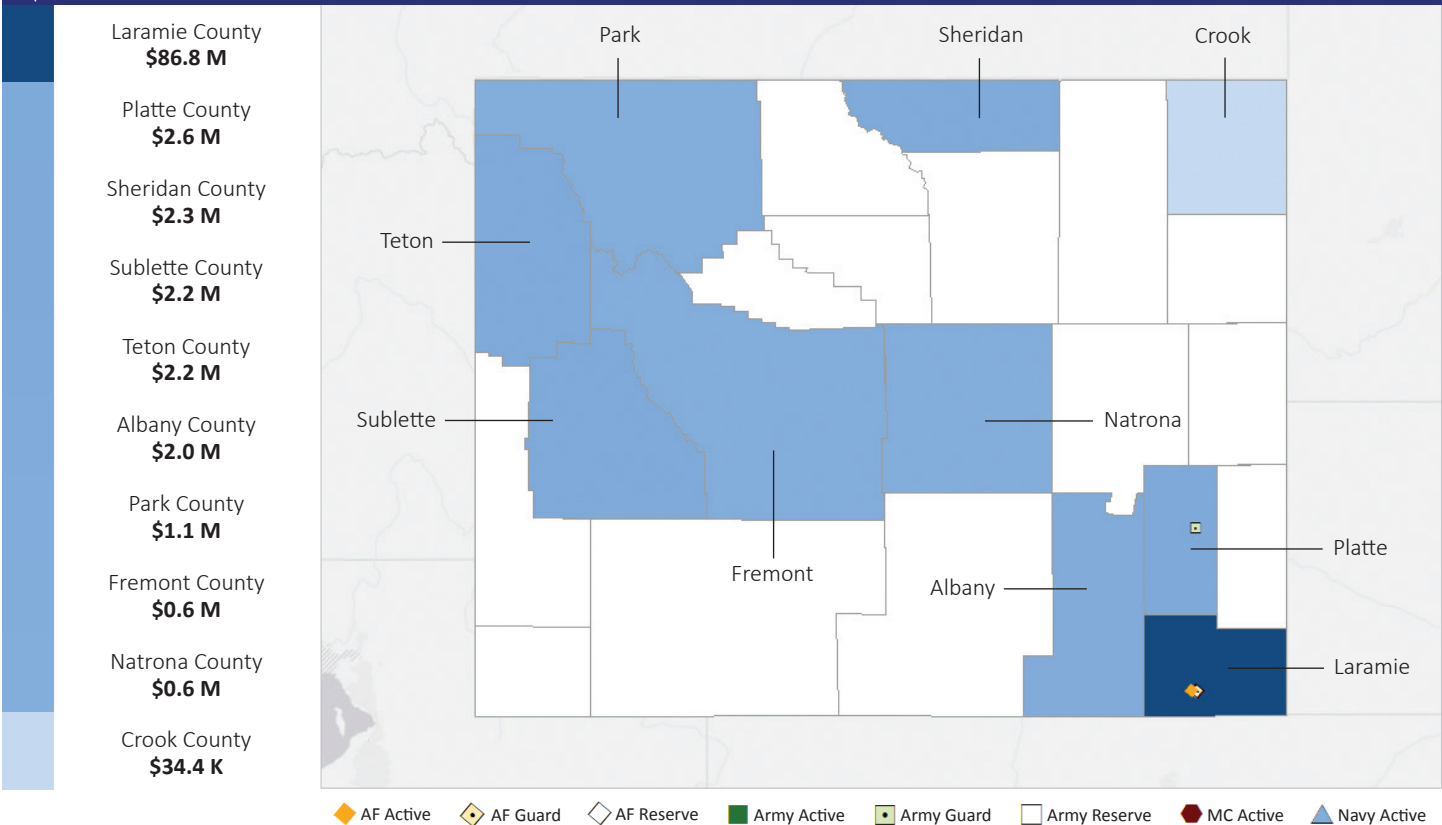
County	Total*	Active Duty Military	Civilians
Laramie	6,175	3,660	1,188
Platte	281	62	76
Albany	165	15	11
Natrona	146	ND	11
Sheridan	104	ND	ND
Washakie	97	ND	ND
Uinta	84	ND	ND
Lincoln	83	ND	ND
Campbell	82	ND	ND
Fremont	76	ND	ND

*Total also includes uniformed National Guard and Reserve units.

#50 \$0.3 B SPENT IN STATE	#43 0.9% OF STATE GDP	0.1% OF TOTAL U.S. DEFENSE SPENDING	\$572 PER RESIDENT	#51 \$0.1 B CONTRACT SPENDING	#49 7,550 NUMBER OF PERSONNEL	#47 \$0.2 B PERSONNEL SPENDING
----------------------------------	--------------------------	---	-----------------------	-------------------------------------	-------------------------------------	--------------------------------------

TOP DEFENSE CONTRACT SPENDING LOCATIONS

(M=millions K=thousands)



TOP DEFENSE PERSONNEL SPENDING LOCATIONS

(M=millions)

