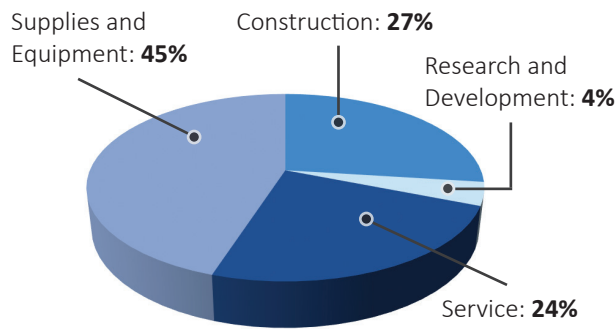


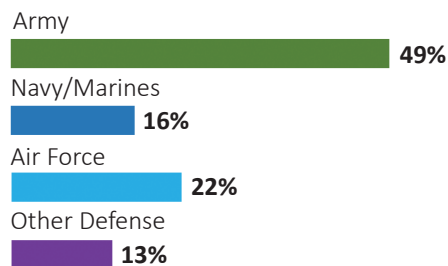
# WEST VIRGINIA

## DEFENSE CONTRACTS

### By Type



### By Service

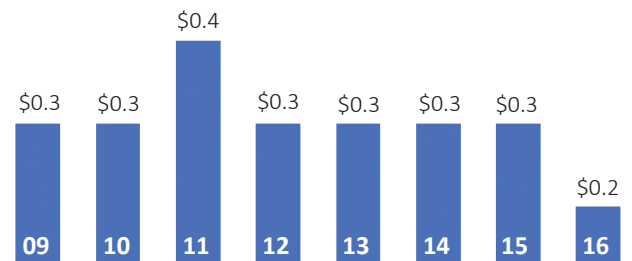


### Top Defense Contractors

(M=millions)

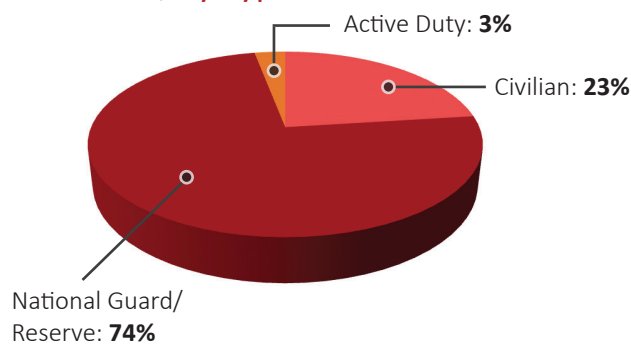
Orbital ATK	\$41.5 M
Raytheon	\$34.9 M
Heeter Construction	\$17.4 M
McTech Corporation	\$14.6 M
Brayman Construction	\$9.0 M
Allied Defense Industries	\$5.6 M
B/E Aerospace	\$4.5 M
Knobley Technical Associates	\$4.4 M
Tetra Tech	\$3.4 M
Battelle Memorial Institute	\$3.1 M

### Contract Awards Performed (By Fiscal Year, Billions)



## DEFENSE PERSONNEL

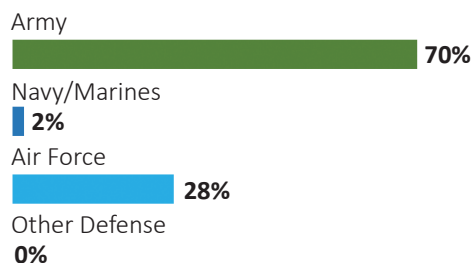
### Allocations, By Type



**\$189.9 MILLION**  
TOTAL PAYROLL

**9,462**  
TOTAL PERSONNEL

### Allocations, By Service



### Top Defense Personnel Locations

County	Total*	Active Duty Military	Civilians
Kanawha	2,082	45	525
Berkeley	1,233	12	344
Cabell	579	109	470
Putnam	472	ND	137
Wayne	462	ND	36
Wood	457	ND	64
Preston	410	ND	58
Ohio	402	ND	82
Fayette	333	13	10
Harrison	283	2	47

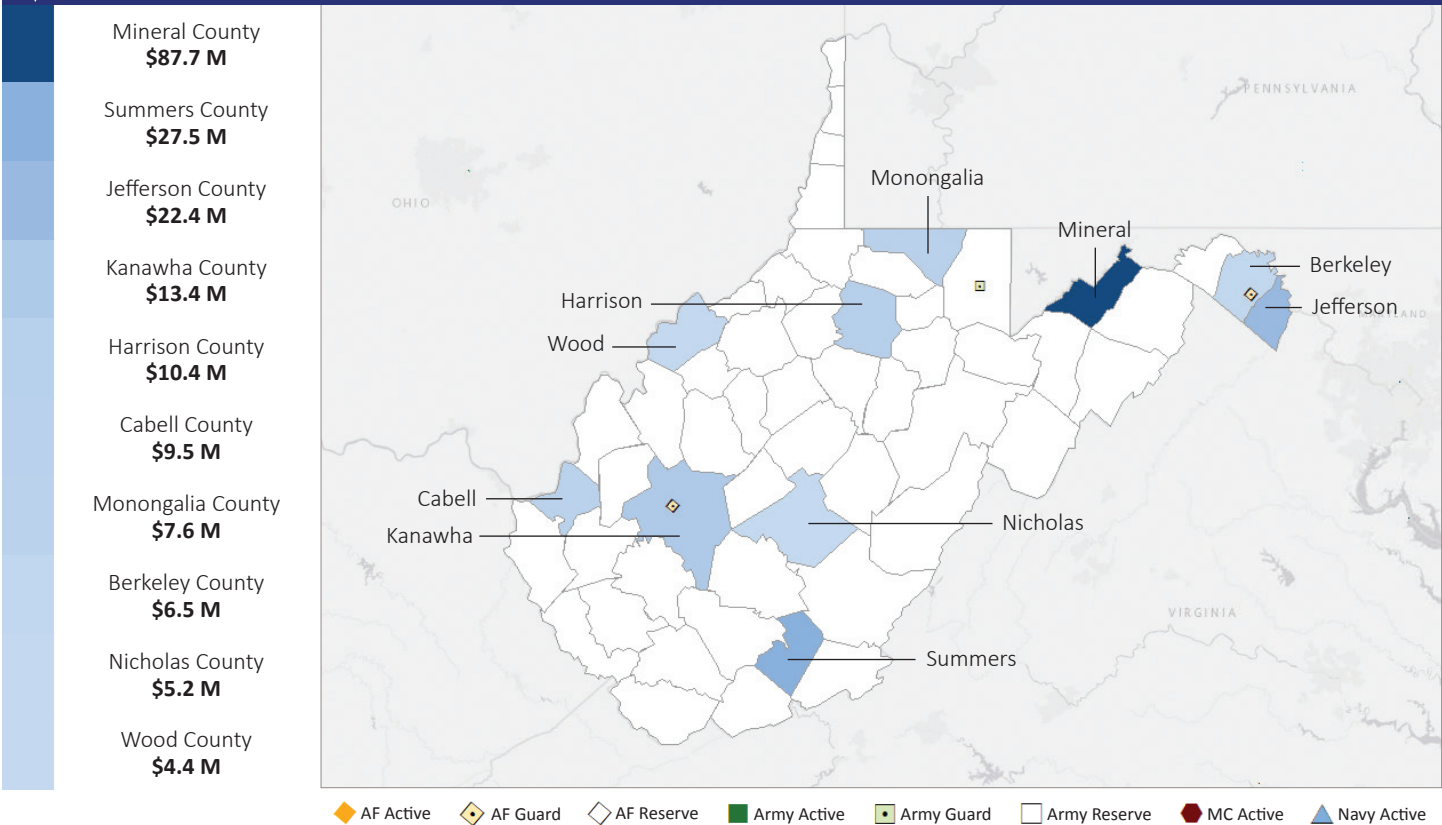
\*Total also includes uniformed National Guard and Reserve units.

Data sources: DoD's Defense Manpower Data Center; DoD's Procurement and Acquisition Policy; DoD's Military Installations, Ranges and Training Areas; USASpending.gov; U.S. Bureau of Economic Analysis; U.S. Census Bureau; and Unitedstateszipcodes.org.

#49 \$0.4 B SPENT IN STATE	#50 0.5% OF STATE GDP	0.1% OF TOTAL U.S. DEFENSE SPENDING	\$224 PER RESIDENT	#47 \$0.2 B CONTRACT SPENDING	#48 9,462 NUMBER OF PERSONNEL	#48 \$0.2 B PERSONNEL SPENDING
----------------------------------	--------------------------	---	-----------------------	-------------------------------------	-------------------------------------	--------------------------------------

TOP DEFENSE CONTRACT SPENDING LOCATIONS

(M=millions)



TOP DEFENSE PERSONNEL SPENDING LOCATIONS

(M=millions)

