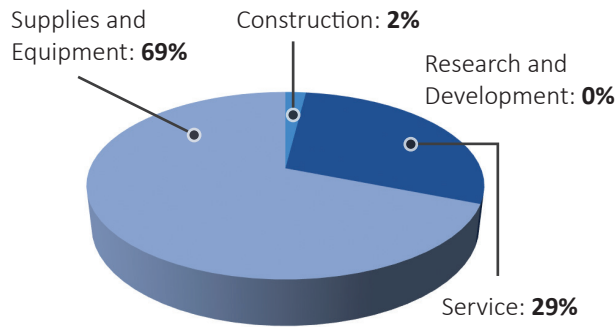


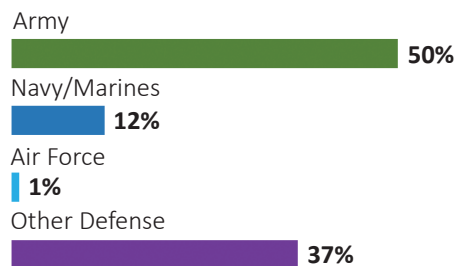
# WISCONSIN

## DEFENSE CONTRACTS

### By Type



### By Service

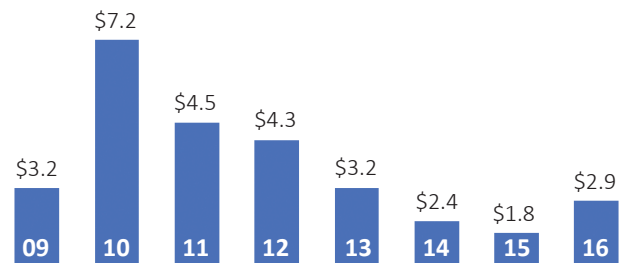


### Top Defense Contractors

(M=millions B=billions)

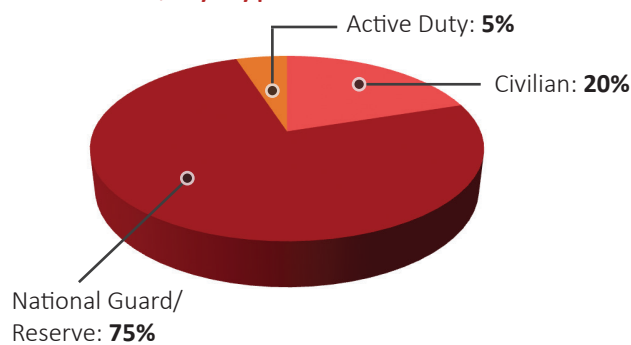
Oshkosh Corporation	\$1.3 B
Humana	\$486.5 M
UnitedHealth Group	\$184.4 M
Wisconsin Physicians Service Insurance	\$70.6 M
Northrop Grumman	\$62.0 M
National Presto Industries	\$59.6 M
Huntington Ingalls	\$47.5 M
Tower Industries	\$29.2 M
Snap-On	\$28.2 M
Fairbanks Morse Engine	\$26.4 M

### Contract Awards Performed (By Fiscal Year, Billions)



## DEFENSE PERSONNEL


### Allocations, By Type



**\$297.8 MILLION**  
TOTAL PAYROLL

**16,591**  
TOTAL PERSONNEL

### Allocations, By Service



### Top Defense Personnel Locations

County	Total*	Active Duty Military	Civilians
Dane	3,054	128	608
Milwaukee	2,970	259	484
Monroe	2,175	313	1,201
Juneau	795	46	234
Brown	635	22	32
Waukesha	251	ND	25
Marathon	391	ND	25
Winnebago	341	ND	46
Racine	325	ND	ND
Outagamie	317	35	10

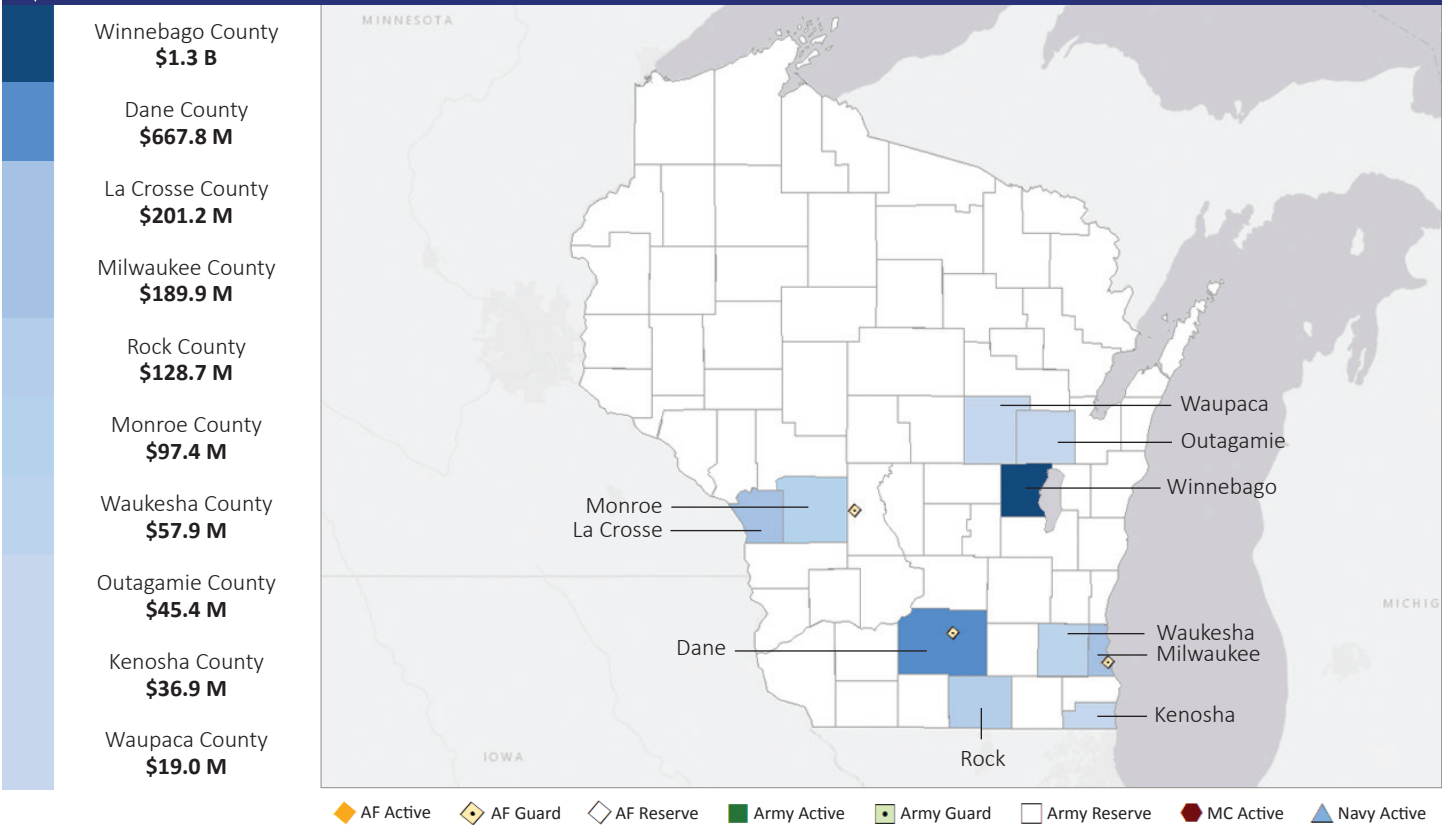
\*Total also includes uniformed National Guard and Reserve units.

Data sources: DoD's Defense Manpower Data Center; DoD's Procurement and Acquisition Policy; DoD's Military Installations, Ranges and Training Areas; USASpending.gov; U.S. Bureau of Economic Analysis; U.S. Census Bureau; and Unitedstateszipcodes.org.

#30 \$3.2 B SPENT IN STATE	#38 1.0% OF STATE GDP	0.8% OF TOTAL U.S. DEFENSE SPENDING	\$546 PER RESIDENT	#24 \$2.9 B CONTRACT SPENDING	#38 16,591 NUMBER OF PERSONNEL	#43 \$0.3 B PERSONNEL SPENDING
----------------------------------	--------------------------	---	-----------------------	-------------------------------------	--------------------------------------	--------------------------------------

TOP DEFENSE CONTRACT SPENDING LOCATIONS

(M=millions B=billions)



TOP DEFENSE PERSONNEL SPENDING LOCATIONS

(M=millions)

