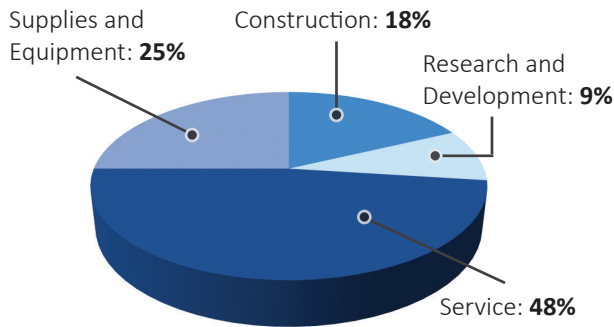


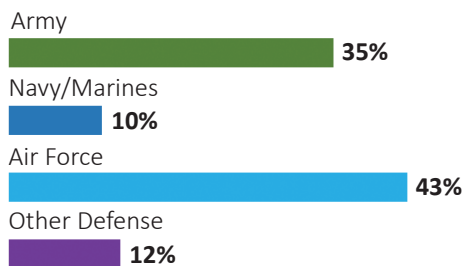
# UTAH

## DEFENSE CONTRACTS

### By Type



### By Service

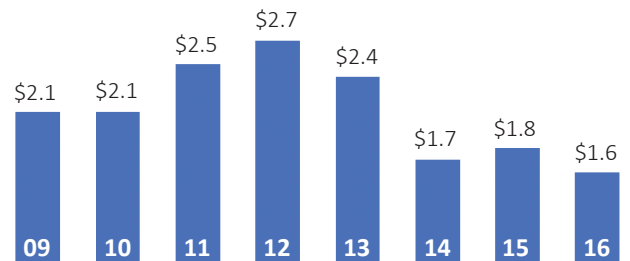


### Top Defense Contractors

(M=millions)

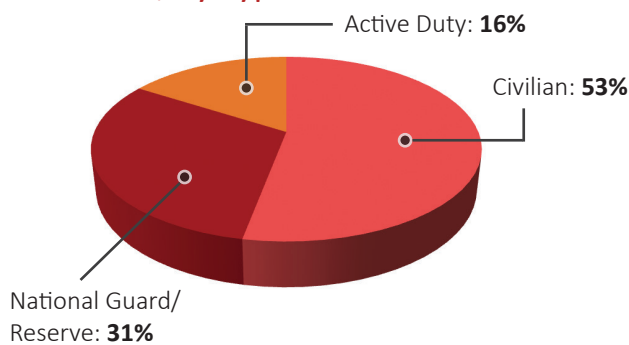
L-3 Communications	\$244.6 M
AECOM	\$225.7 M
Northrop Grumman	\$218.3 M
Orbital ATK	\$103.9 M
Boeing	\$48.1 M
Utah State University	\$37.9 M
Unisys	\$27.8 M
Sinclair Companies	\$23.3 M
Toyakoi Ventures	\$22.4 M
C. Martin Company	\$22.1 M

### Contract Awards Performed (By Fiscal Year, Billions)



## DEFENSE PERSONNEL

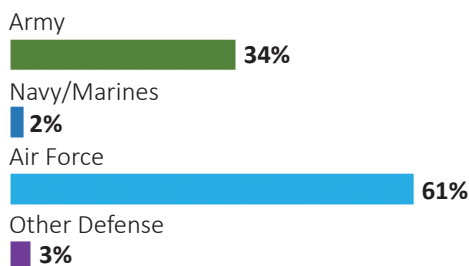
### Allocations, By Type



**\$1.4 BILLION**  
TOTAL PAYROLL

**31,471**  
TOTAL PERSONNEL

### Allocations, By Service



### Top Defense Personnel Locations

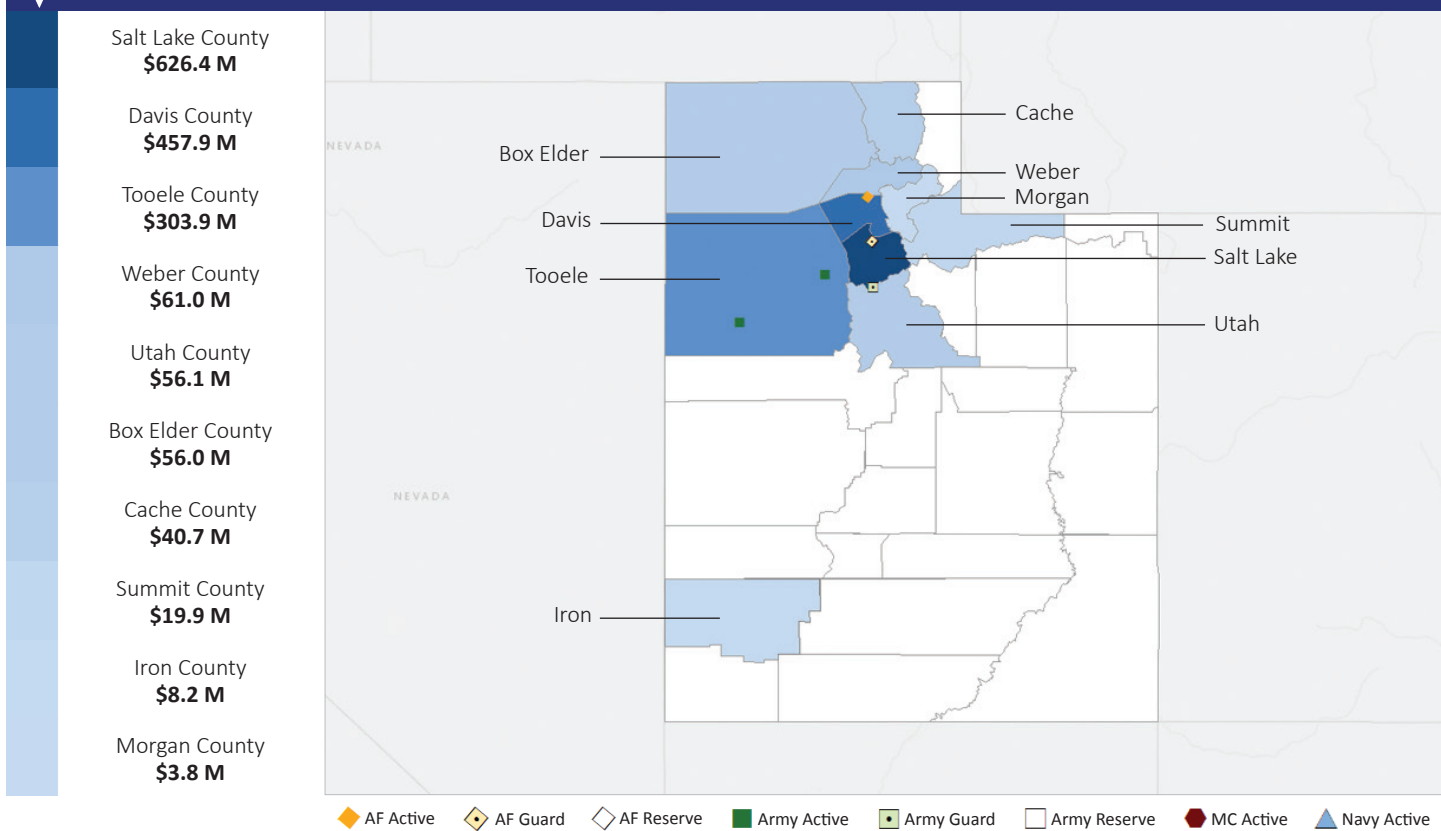
County	Total*	Active Duty Military	Civilians
Davis	19,214	4,527	13,653
Salt Lake	7,486	319	1,357
Tooele	1,381	39	1,238
Utah	1,193	33	42
Weber	1,046	55	197
Washington	323	ND	18
Cache	191	ND	ND
Box Elder	108	10	67
Sanpete	108	ND	ND
Iron	85	ND	ND

\*Total also includes uniformed National Guard and Reserve units.

Data sources: DoD's Defense Manpower Data Center; DoD's Procurement and Acquisition Policy; DoD's Military Installations, Ranges and Training Areas; USASpending.gov; U.S. Bureau of Economic Analysis; U.S. Census Bureau; and Unitedstateszipcodes.org.

#31 \$3.0 B SPENT IN STATE	#22 1.9% OF STATE GDP	0.8% OF TOTAL U.S. DEFENSE SPENDING	\$995 PER RESIDENT	#33 \$1.6 B CONTRACT SPENDING	#28 31,471 NUMBER OF PERSONNEL	#24 \$1.4 B PERSONNEL SPENDING
----------------------------------	--------------------------	---	-----------------------	-------------------------------------	--------------------------------------	--------------------------------------

**TOP DEFENSE CONTRACT SPENDING LOCATIONS** (M=millions)



**TOP DEFENSE PERSONNEL SPENDING LOCATIONS** (M=millions B=billions)

