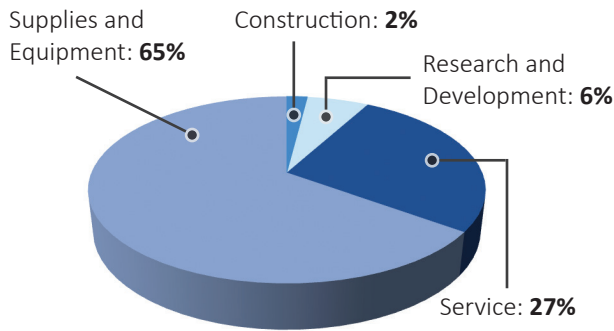


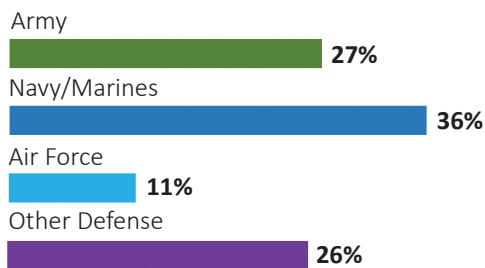
TEXAS

DEFENSE CONTRACTS

By Type



By Service

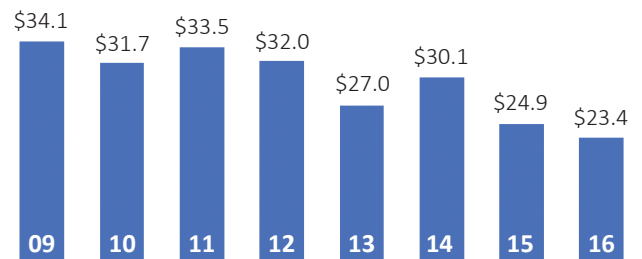


Top Defense Contractors

(M=millions B=billions)

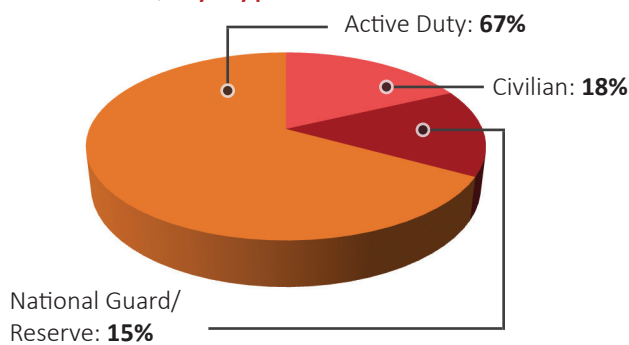
| | |
|---------------------------------------|-----------|
| Lockheed Martin | \$10.7 B |
| L-3 Communications | \$2.2 B |
| Bell Boeing Joint Project Office | \$2.0 B |
| Raytheon | \$696.4 M |
| Royal Dutch Shell | \$655.0 M |
| Textron | \$640.5 M |
| Cerberus Capital Management | \$444.4 M |
| Phillips 66 | \$284.8 M |
| Clark/McCarthy Healthcare Partners II | \$265.5 M |
| Valero Energy | \$210.8 M |

Contract Awards Performed (By Fiscal Year, Billions)



DEFENSE PERSONNEL

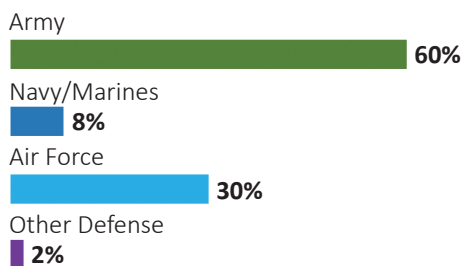
Allocations, By Type



\$9.9 BILLION
TOTAL PAYROLL

302,123
TOTAL PERSONNEL

Allocations, By Service



Top Defense Personnel Locations

| County | Total* | Active Duty Military | Civilians |
|-----------|---------|----------------------|-----------|
| Bexar | 110,591 | 76,695 | 24,607 |
| Bell | 49,214 | 41,927 | 6,295 |
| El Paso | 42,114 | 35,224 | 4,619 |
| Wichita | 15,622 | 14,045 | 1,290 |
| Tarrant | 10,710 | 1,445 | 2,796 |
| Tom Green | 7,951 | 7,034 | 759 |
| Harris | 7,741 | 878 | 817 |
| Nueces | 7,145 | 2,293 | 4,231 |
| Dallas | 6,405 | 642 | 1,037 |
| Taylor | 6,120 | 5,162 | 543 |

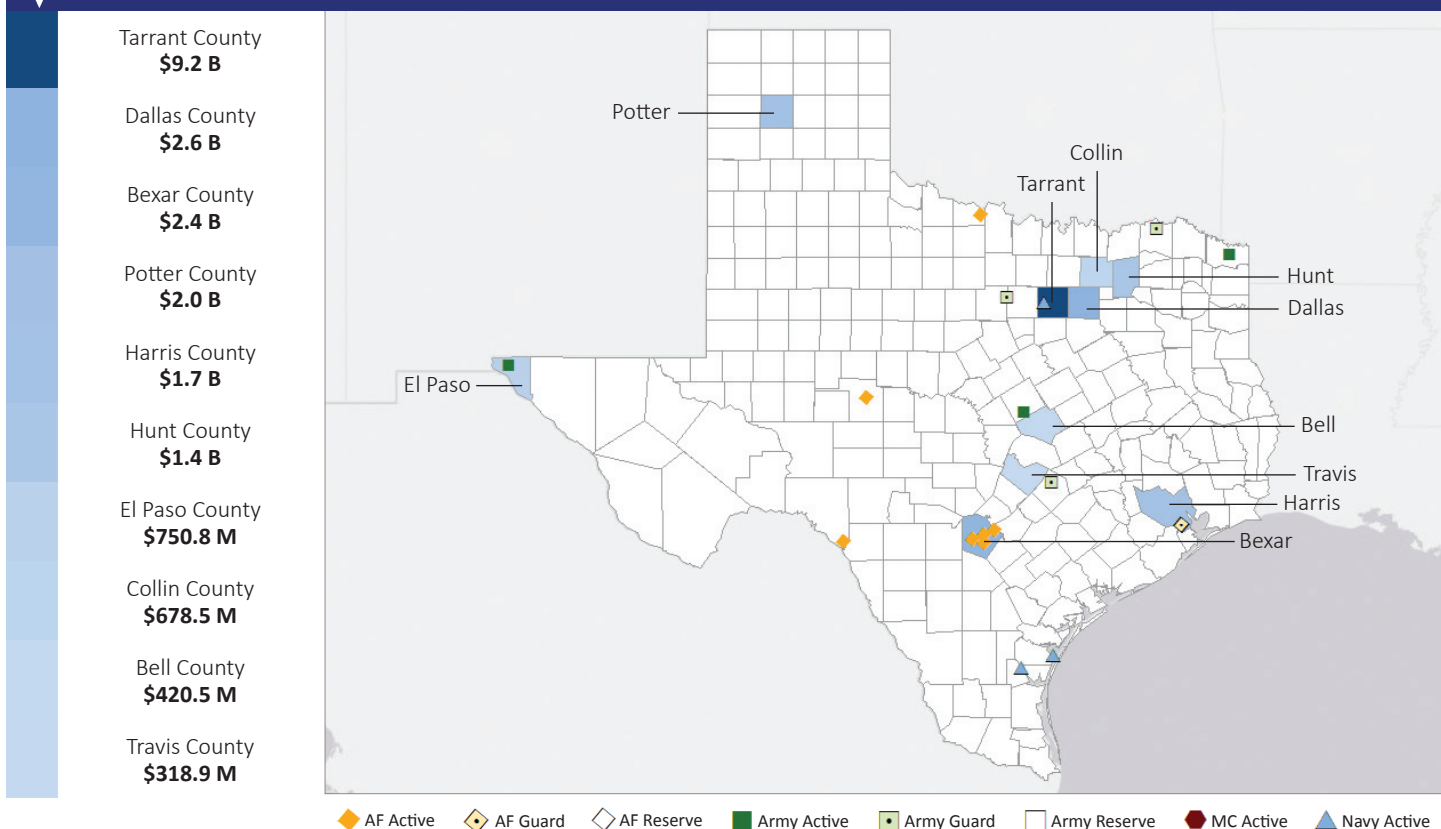
*Total also includes uniformed National Guard and Reserve units.

Data sources: DoD's Defense Manpower Data Center; DoD's Procurement and Acquisition Policy; DoD's Military Installations, Ranges and Training Areas; USASpending.gov; U.S. Bureau of Economic Analysis; U.S. Census Bureau; and Unitedstateszipcodes.org.

| | | | | | | |
|----------------------------------|--------------------------|---|-------------------------|-------------------------------------|--------------------------------------|-------------------------------------|
| #3 \$33.3 B SPENT IN STATE | #20 2.0% OF STATE GDP | 8.8% OF TOTAL U.S. DEFENSE SPENDING | \$1,195 PER RESIDENT | #3 \$23.4 B CONTRACT SPENDING | #2 302,123 NUMBER OF PERSONNEL | #3 \$9.9 B PERSONNEL SPENDING |
|----------------------------------|--------------------------|---|-------------------------|-------------------------------------|--------------------------------------|-------------------------------------|

TOP DEFENSE CONTRACT SPENDING LOCATIONS

(M=millions B=billions)



TOP DEFENSE PERSONNEL SPENDING LOCATIONS

(M=millions B=billions)

