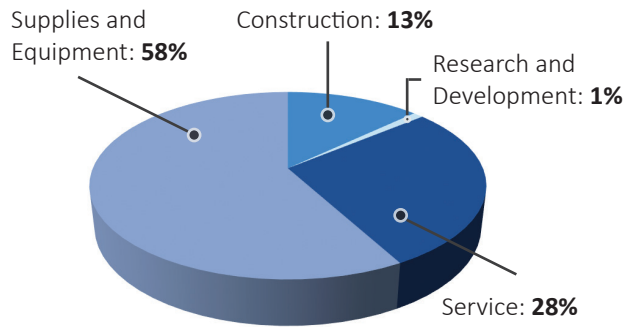


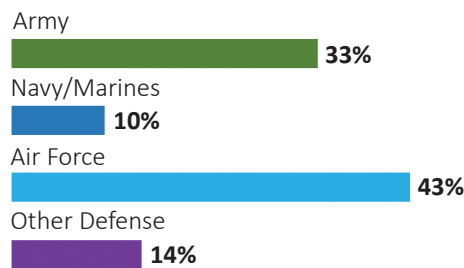
SOUTH DAKOTA

DEFENSE CONTRACTS

By Type



By Service

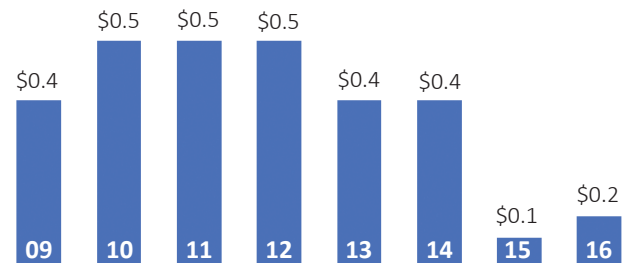


Top Defense Contractors

(M=millions)

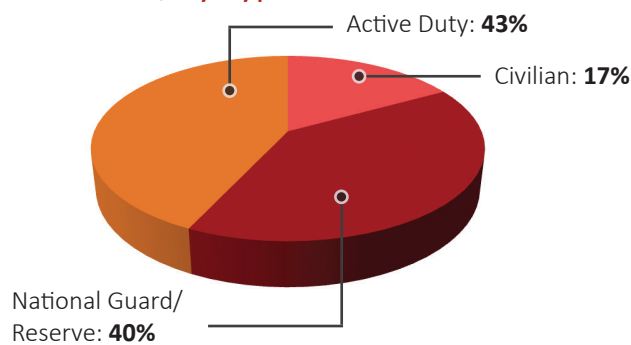
Sterling Computers	\$58.0 M
Northrop Grumman	\$12.1 M
BAE Systems	\$11.3 M
Interstate Electrical Contractors	\$10.7 M
Forest Products Distributors	\$7.4 M
Structural Associates	\$5.6 M
OBG/Baker Federal Solutions, JV	\$4.5 M
Rosenbauer Beteiligungsverwaltung	\$3.9 M
BH Services	\$2.8 M
Black Hills Ammunition	\$2.6 M

Contract Awards Performed (By Fiscal Year, Billions)



DEFENSE PERSONNEL

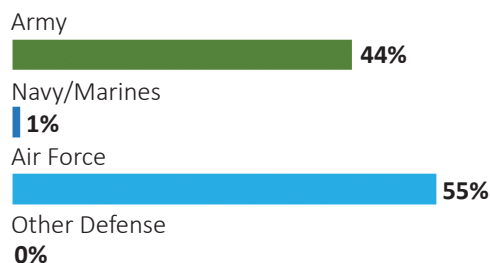
Allocations, By Type



\$275.5 MILLION
TOTAL PAYROLL

9,489
TOTAL PERSONNEL

Allocations, By Service



Top Defense Personnel Locations

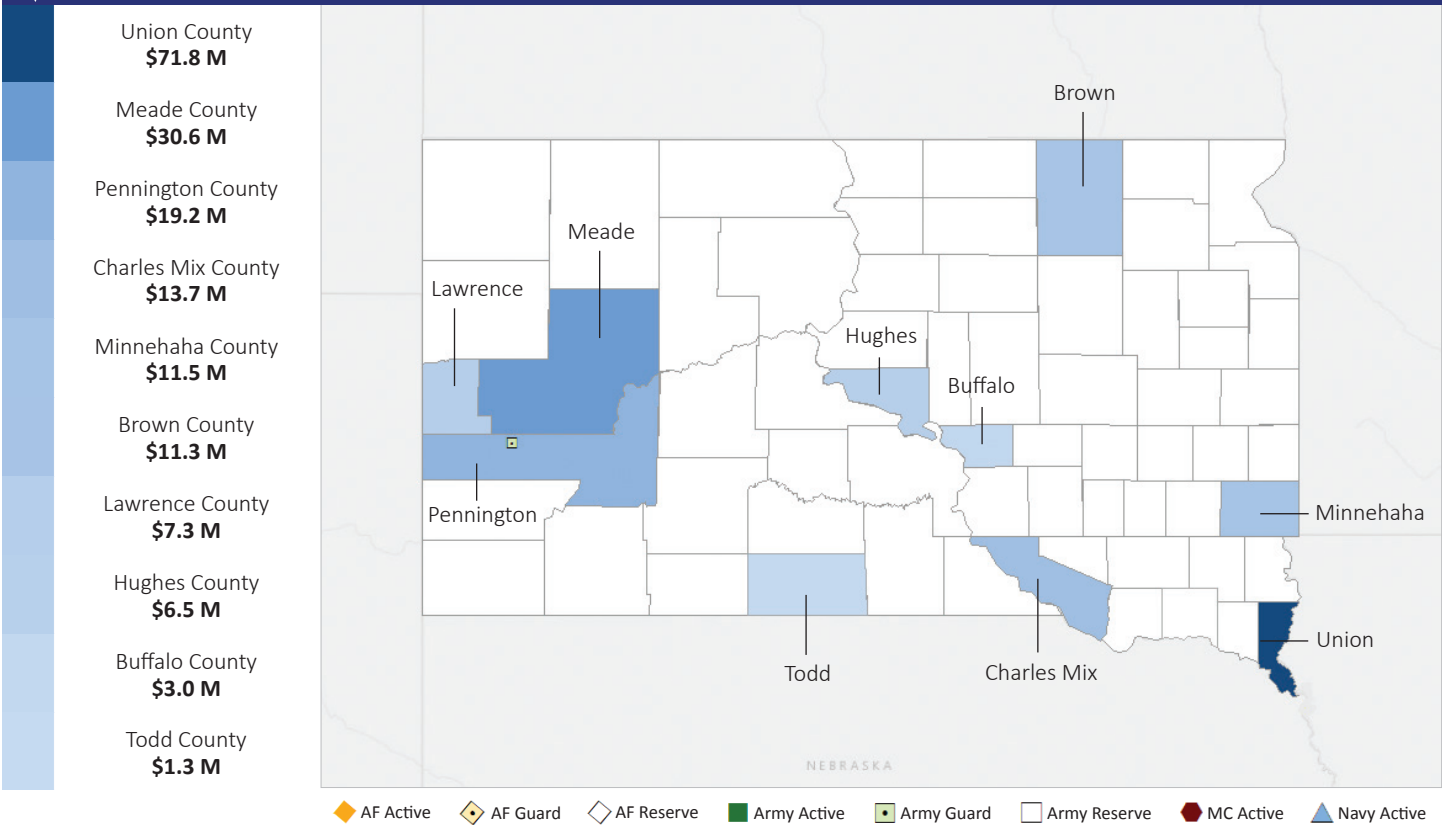
County	Total*	Active Duty Military	Civilians
Meade	4,009	3,896	14
Minnehaha	1,813	30	397
Pennington	1,570	ND	925
Codington	280	ND	ND
Brown	245	ND	ND
Hughes	186	ND	70
Charles Mix	140	ND	67
Davison	136	ND	52
Beadle	129	ND	ND
Brookings	117	ND	14

*Total also includes uniformed National Guard and Reserve units.

Data sources: DoD's Defense Manpower Data Center; DoD's Procurement and Acquisition Policy; DoD's Military Installations, Ranges and Training Areas; USASpending.gov; U.S. Bureau of Economic Analysis; U.S. Census Bureau; and Unitedstateszipcodes.org.

#47 \$0.5 B SPENT IN STATE	#42 0.9% OF STATE GDP	0.1% OF TOTAL U.S. DEFENSE SPENDING	\$528 PER RESIDENT	#49 \$0.2 B CONTRACT SPENDING	#47 9,489 NUMBER OF PERSONNEL	#45 \$0.3 B PERSONNEL SPENDING
---	---------------------------------	--	------------------------------	--	--	---

TOP DEFENSE CONTRACT SPENDING LOCATIONS (M=millions)



TOP DEFENSE PERSONNEL SPENDING LOCATIONS (M=millions)

