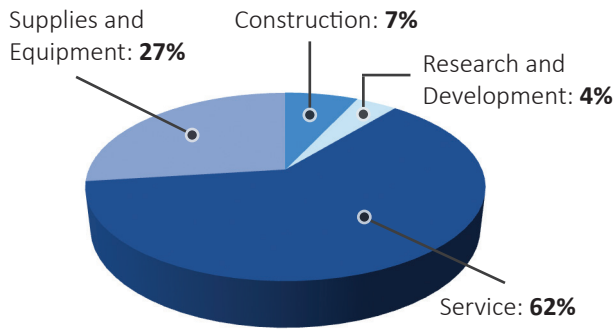


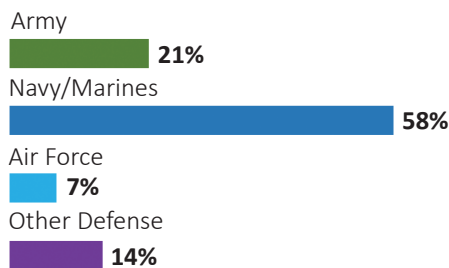
SOUTH CAROLINA

DEFENSE CONTRACTS

By Type



By Service

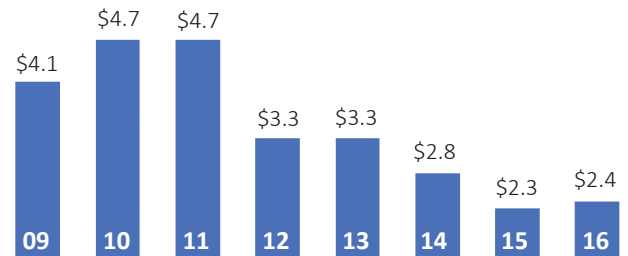


Top Defense Contractors

(M=millions)

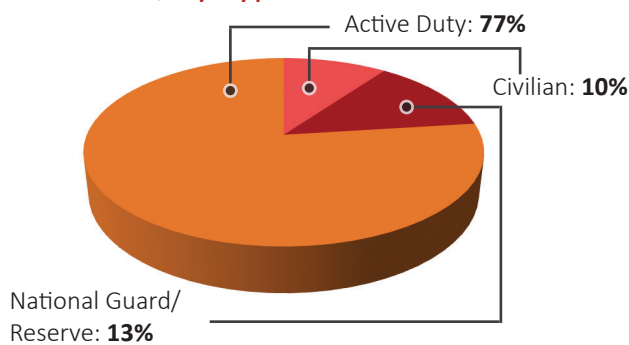
SAIC	\$136.0 M
UNAKA	\$101.7 M
Detyens Shipyards	\$78.3 M
Honeywell	\$75.4 M
Mercom	\$73.6 M
CACI International	\$68.7 M
Scientific Research Corporation	\$68.5 M
General dynamics	\$51.6 M
Wespavia SA	\$46.6 M
Keenan Fort Detrick Energy	\$44.4 M

Contract Awards Performed (By Fiscal Year, Billions)



DEFENSE PERSONNEL

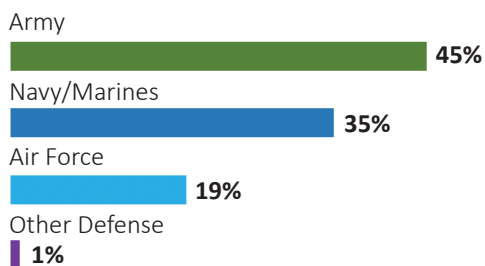
Allocations, By Type



\$2.4 BILLION
TOTAL PAYROLL

114,798
TOTAL PERSONNEL

Allocations, By Service



Top Defense Personnel Locations

County	Total*	Active Duty Military	Civilians
Richland	40,640	32,544	3,936
Beaufort	28,646	26,965	1,484
Charleston	12,239	4,490	4,614
Berkeley	9,857	9,270	453
Sumter	7,740	6,629	743
Greenville	1,668	67	247
Spartanburg	488	ND	10
Greenwood	418	ND	16
Orangeburg	409	ND	28
Florence	381	35	ND

*Total also includes uniformed National Guard and Reserve units.

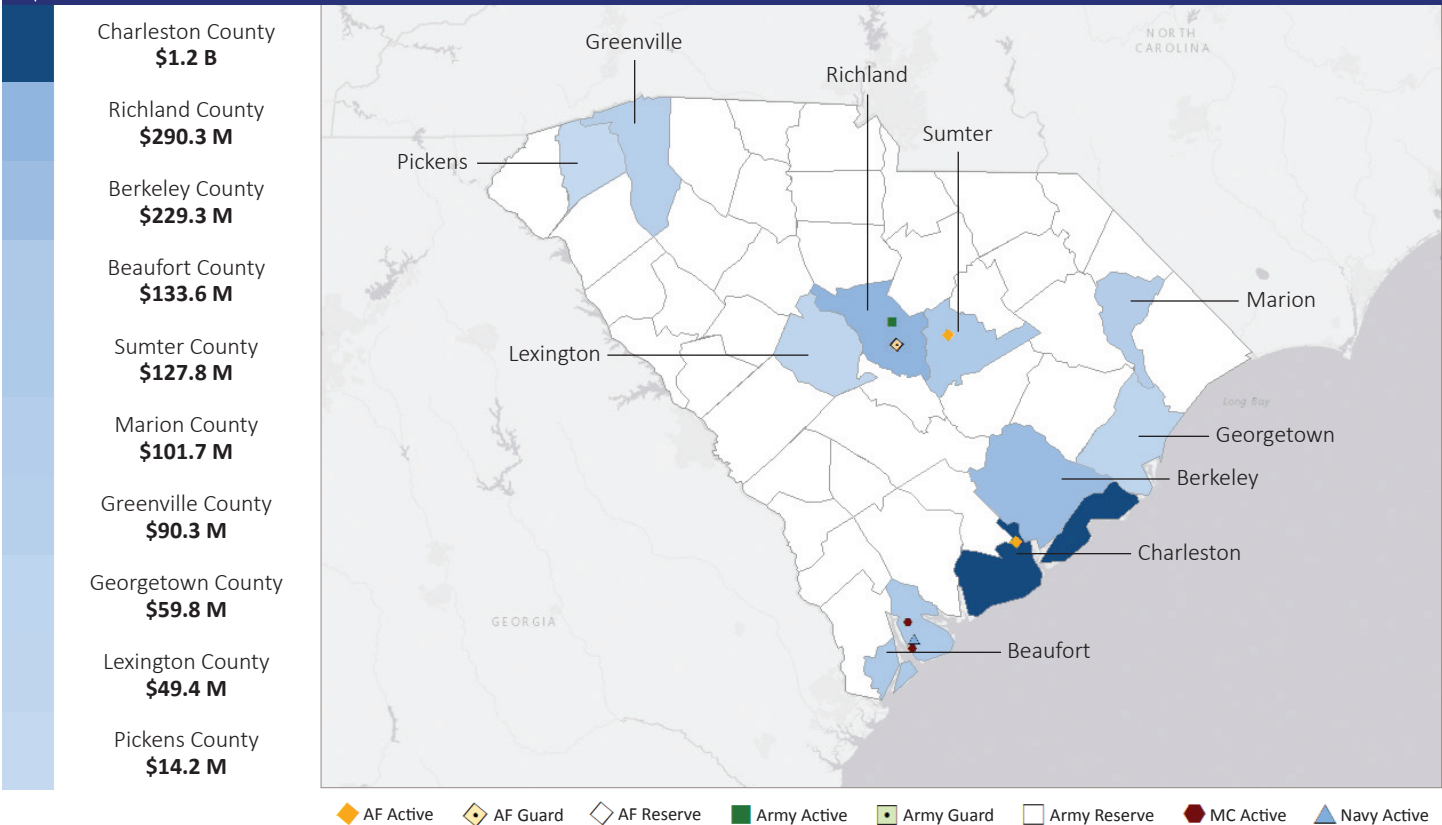
Data sources: DoD's Defense Manpower Data Center; DoD's Procurement and Acquisition Policy; DoD's Military Installations, Ranges and Training Areas; USASpending.gov; U.S. Bureau of Economic Analysis; U.S. Census Bureau; and Unitedstateszipcodes.org.

SOUTH CAROLINA

#23 \$4.8 B SPENT IN STATE	#18 2.2% OF STATE GDP	1.3% OF TOTAL U.S. DEFENSE SPENDING	\$958 PER RESIDENT	#26 \$2.4 B CONTRACT SPENDING	#7 114,798 NUMBER OF PERSONNEL	#16 \$2.4 B PERSONNEL SPENDING
-----------------------------------------	---------------------------------	--------------------------------------------------	------------------------------	--------------------------------------------	---------------------------------------------	---------------------------------------------

TOP DEFENSE CONTRACT SPENDING LOCATIONS

(M=millions B=billions)



TOP DEFENSE PERSONNEL SPENDING LOCATIONS

(M=millions)

