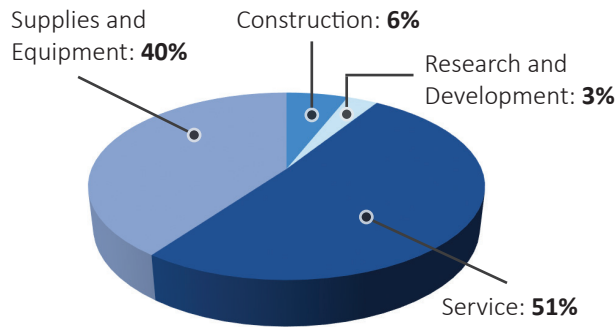



# RHODE ISLAND

## DEFENSE CONTRACTS

### By Type



### By Service

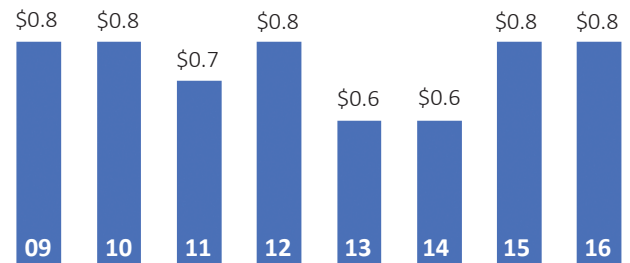


### Top Defense Contractors

(M=millions)

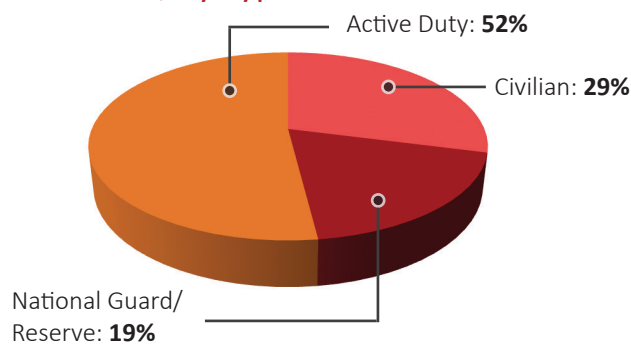
Raytheon	\$244.5 M
L-3 Communications	\$41.1 M
SAIC	\$27.7 M
McLaughlin Research Corporation	\$23.3 M
Korte Company	\$22.4 M
Rite-Solutions	\$16.5 M
BAE Systems	\$15.3 M
Mikel	\$15.3 M
ICI Services	\$13.1 M
Tetra Tech	\$12.8 M

### Contract Awards Performed (By Fiscal Year, Billions)



## DEFENSE PERSONNEL

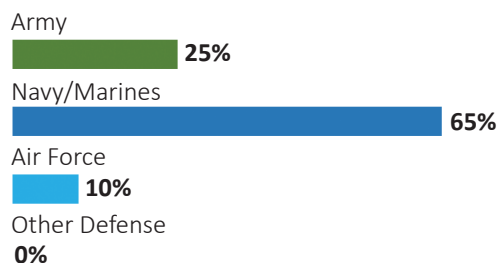
### Allocations, By Type



**\$715.5 MILLION**  
TOTAL PAYROLL

**18,188**  
TOTAL PERSONNEL

### Allocations, By Service



### Top Defense Personnel Locations

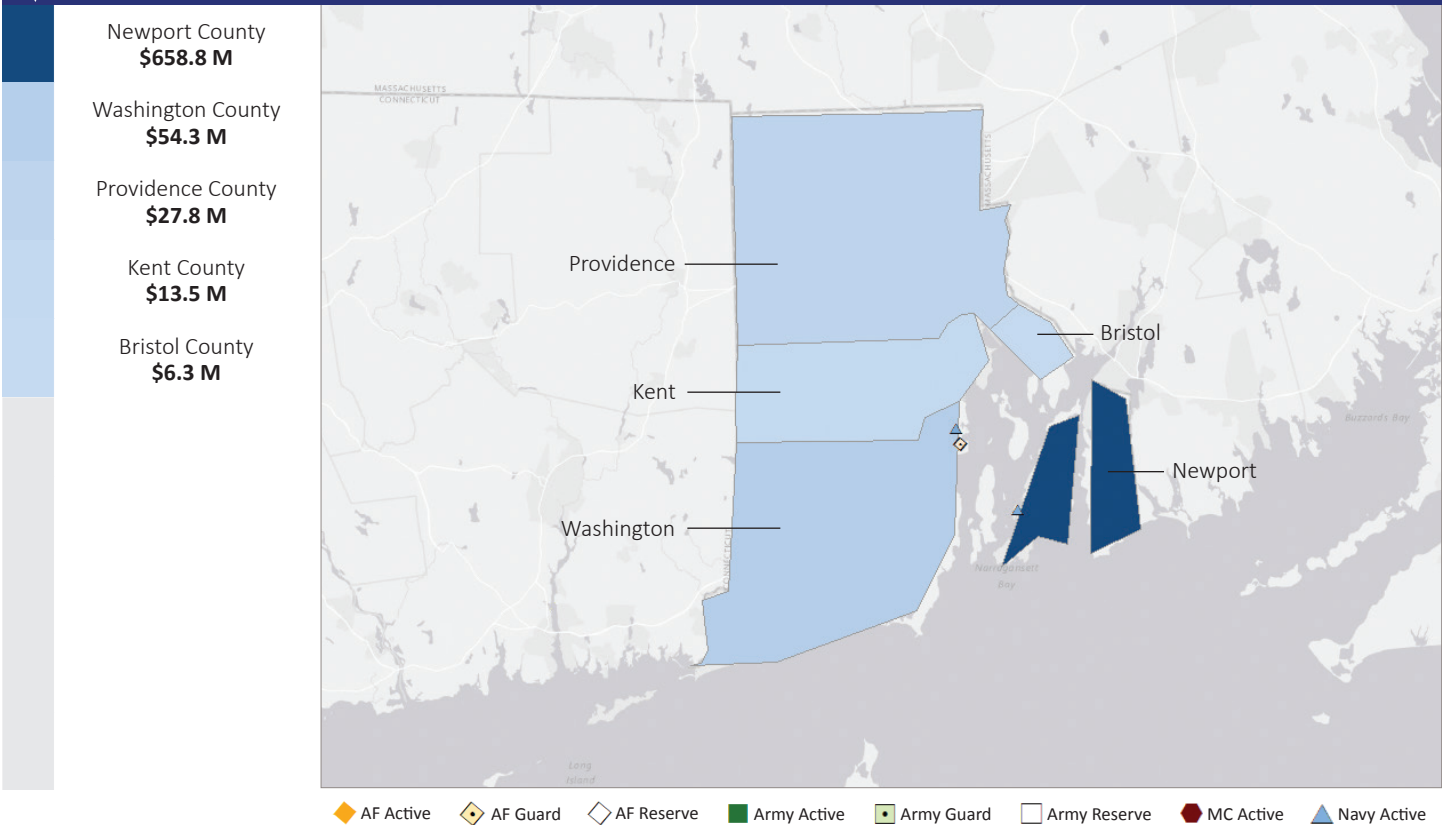
County	Total*	Active Duty Military	Civilians
Newport	13,074	7,489	4,661
Washington	1,287	ND	321
Providence	1,058	211	239
Kent	993	42	69
Bristol	194	ND	ND

\*Total also includes uniformed National Guard and Reserve units.

Data sources: DoD's Defense Manpower Data Center; DoD's Procurement and Acquisition Policy; DoD's Military Installations, Ranges and Training Areas; USASpending.gov; U.S. Bureau of Economic Analysis; U.S. Census Bureau; and Unitedstateszipcodes.org.

#41 \$1.5 B SPENT IN STATE	#16 2.5% OF STATE GDP	0.4% OF TOTAL U.S. DEFENSE SPENDING	\$1,397 PER RESIDENT	#43 \$0.8 B CONTRACT SPENDING	#36 18,188 NUMBER OF PERSONNEL	#35 \$0.7 B PERSONNEL SPENDING
----------------------------------	--------------------------	---	-------------------------	-------------------------------------	--------------------------------------	--------------------------------------

**TOP DEFENSE CONTRACT SPENDING LOCATIONS** (M=millions)



**TOP DEFENSE PERSONNEL SPENDING LOCATIONS** (M=millions)

