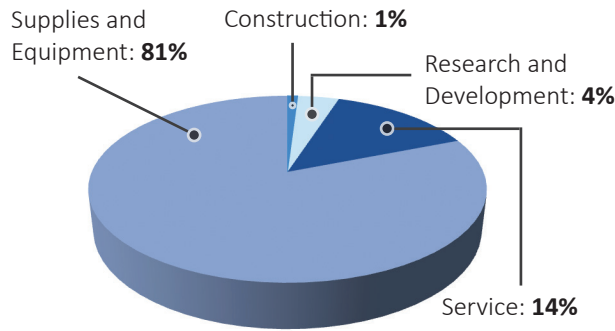


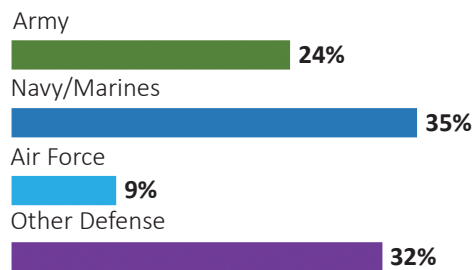
PENNSYLVANIA

DEFENSE CONTRACTS

By Type



By Service

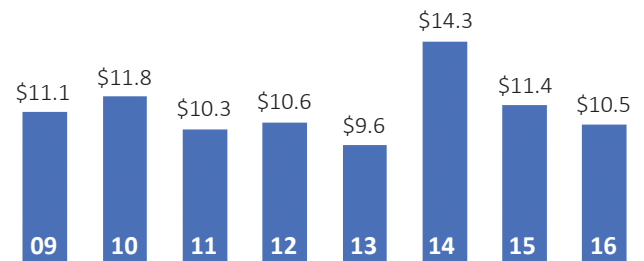


Top Defense Contractors

(M=millions B=billions)

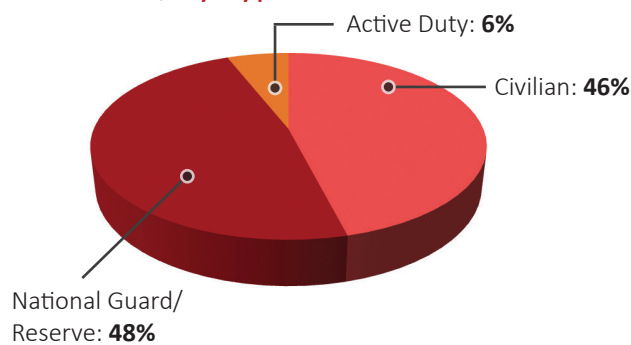
Bechtel Group	\$2.2 B
AmerisourceBergen	\$2.1 B
Boeing	\$1.0 B
Lockheed Martin	\$859.6 M
BAE Systems	\$606.4 M
Northrop Grumman	\$346.7 M
Maritime Helicopter Support	\$305.9 M
Pennsylvania State University	\$158.8 M
Leonardo S.p.A. (Finmeccanica)	\$127.4 M
Huntington Ingalls	\$123.7 M

Contract Awards Performed (By Fiscal Year, Billions)



DEFENSE PERSONNEL

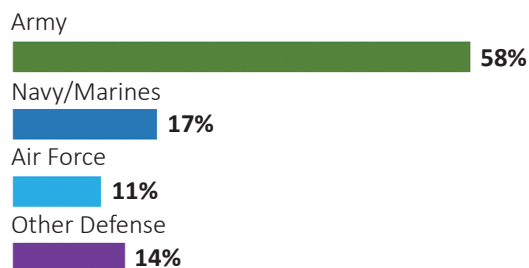
Allocations, By Type



\$2.2 BILLION
TOTAL PAYROLL

57,722
TOTAL PERSONNEL

Allocations, By Service



Top Defense Personnel Locations

County	Total*	Active Duty Military	Civilians
Philadelphia	10,155	562	8,194
Cumberland	5,849	1,131	4,299
Allegheny	5,506	591	1,473
York	4,450	427	3,518
Lebanon	4,182	ND	1,131
Monroe	3,379	32	3,072
Franklin	2,702	ND	2,148
Dauphine	2,542	87	480
Montgomery	2,144	60	396
Cambria	1,629	26	241

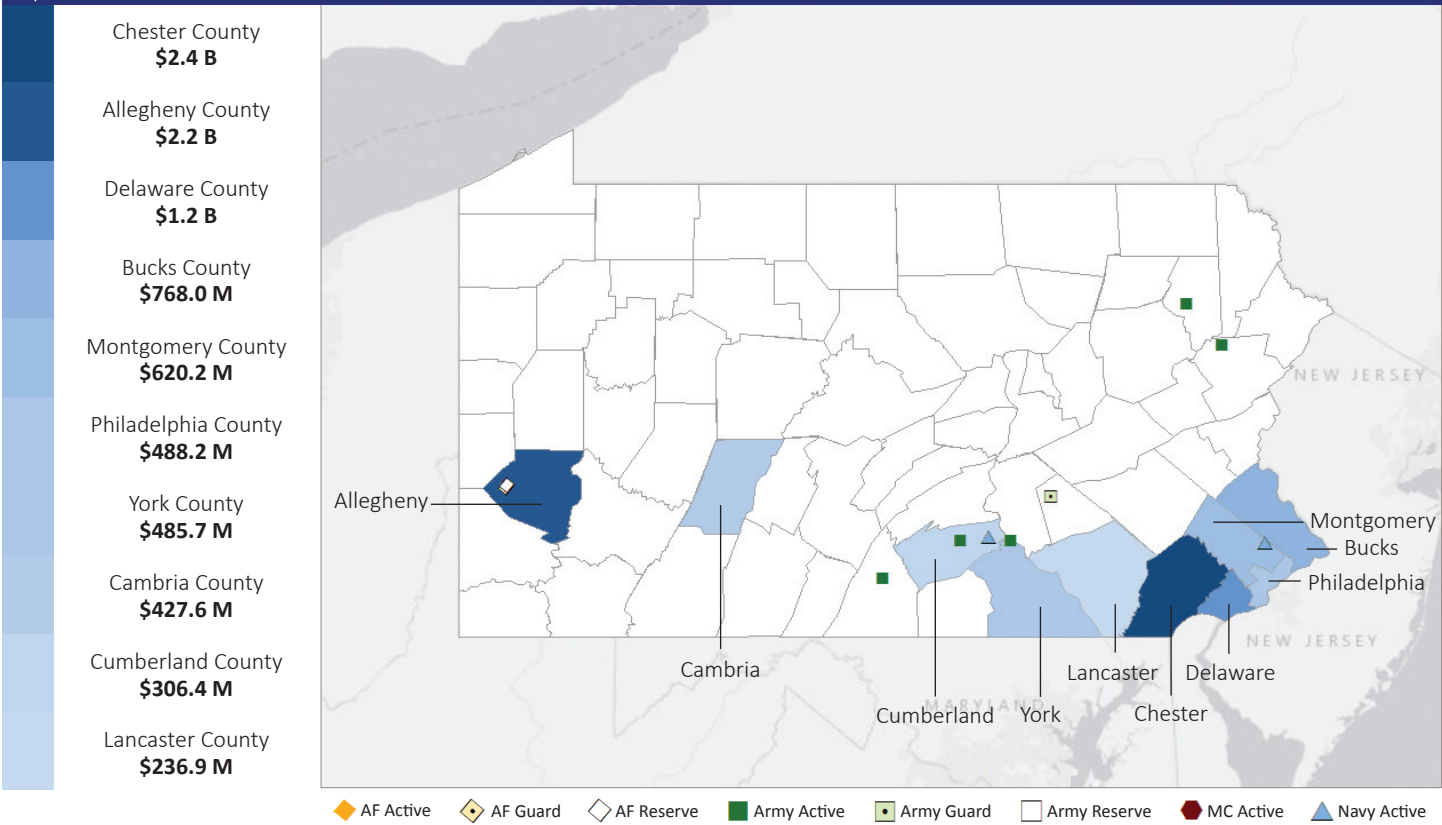
*Total also includes uniformed National Guard and Reserve units.

Data sources: DoD's Defense Manpower Data Center; DoD's Procurement and Acquisition Policy; DoD's Military Installations, Ranges and Training Areas; USASpending.gov; U.S. Bureau of Economic Analysis; U.S. Census Bureau; and Unitedstateszipcodes.org.

#7 \$12.7 B SPENT IN STATE	#29 1.7% OF STATE GDP	3.4% OF TOTAL U.S. DEFENSE SPENDING	\$995 PER RESIDENT	#7 \$10.5 B CONTRACT SPENDING	#19 57,722 NUMBER OF PERSONNEL	#18 \$2.2 B PERSONNEL SPENDING
----------------------------------	--------------------------	---	-----------------------	-------------------------------------	--------------------------------------	--------------------------------------

TOP DEFENSE CONTRACT SPENDING LOCATIONS

(M=millions B=billions)



TOP DEFENSE PERSONNEL SPENDING LOCATIONS

(M=millions)

