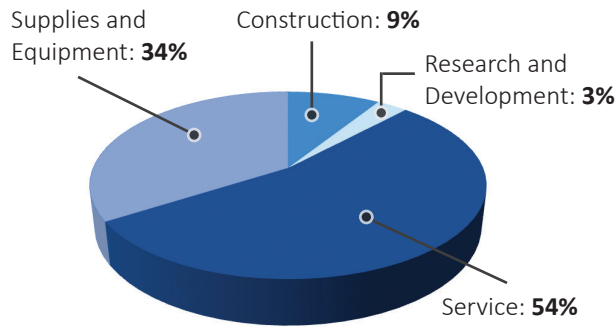


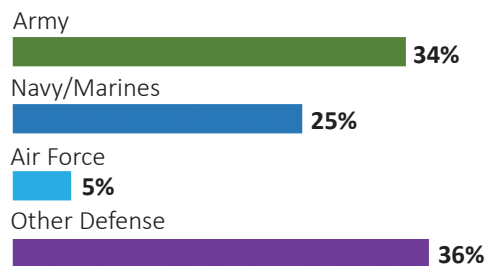
OREGON

DEFENSE CONTRACTS

By Type



By Service

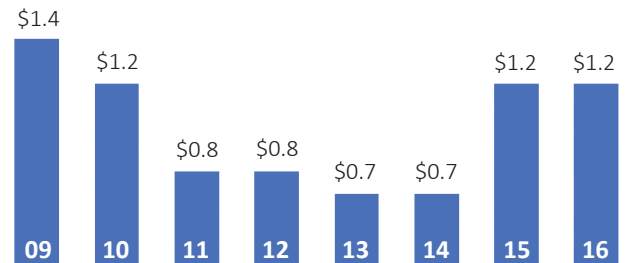


Top Defense Contractors

(M=millions)

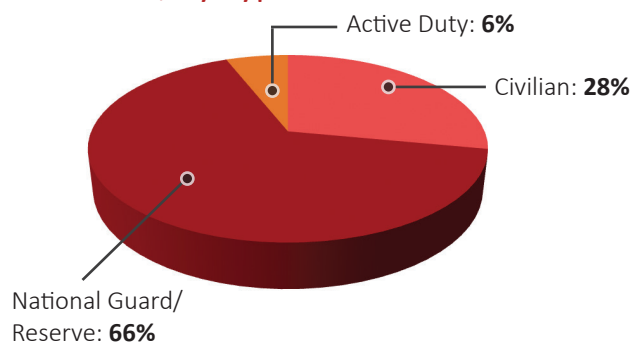
Vectrus	\$261.3 M
AECOM	\$164.1 M
Vigor Industrial	\$128.1 M
Identity Theft Guard Solutions	\$127.9 M
EPIC Aviation	\$41.0 M
FLIR Systems	\$35.1 M
Boeing	\$31.5 M
Manson Construction	\$23.3 M
Rockwell Collins-ESA Vision Systems	\$18.4 M
Port of Portland	\$18.0 M

Contract Awards Performed (By Fiscal Year, Billions)



DEFENSE PERSONNEL

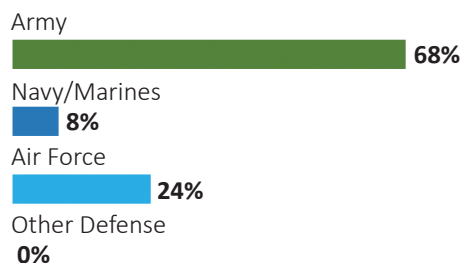
Allocations, By Type



\$326.6 MILLION
TOTAL PAYROLL

12,614
TOTAL PERSONNEL

Allocations, By Service



Top Defense Personnel Locations

County	Total*	Active Duty Military	Civilians
Multnomah	4,190	376	1,691
Marion	1,351	21	309
Clackamas	1,324	44	265
Klamath	1,259	136	400
Lane	893	65	171
Umatilla	590	ND	195
Jackson	424	ND	50
Clatsop	314	ND	72
Benton	259	72	10
Deschutes	247	ND	44

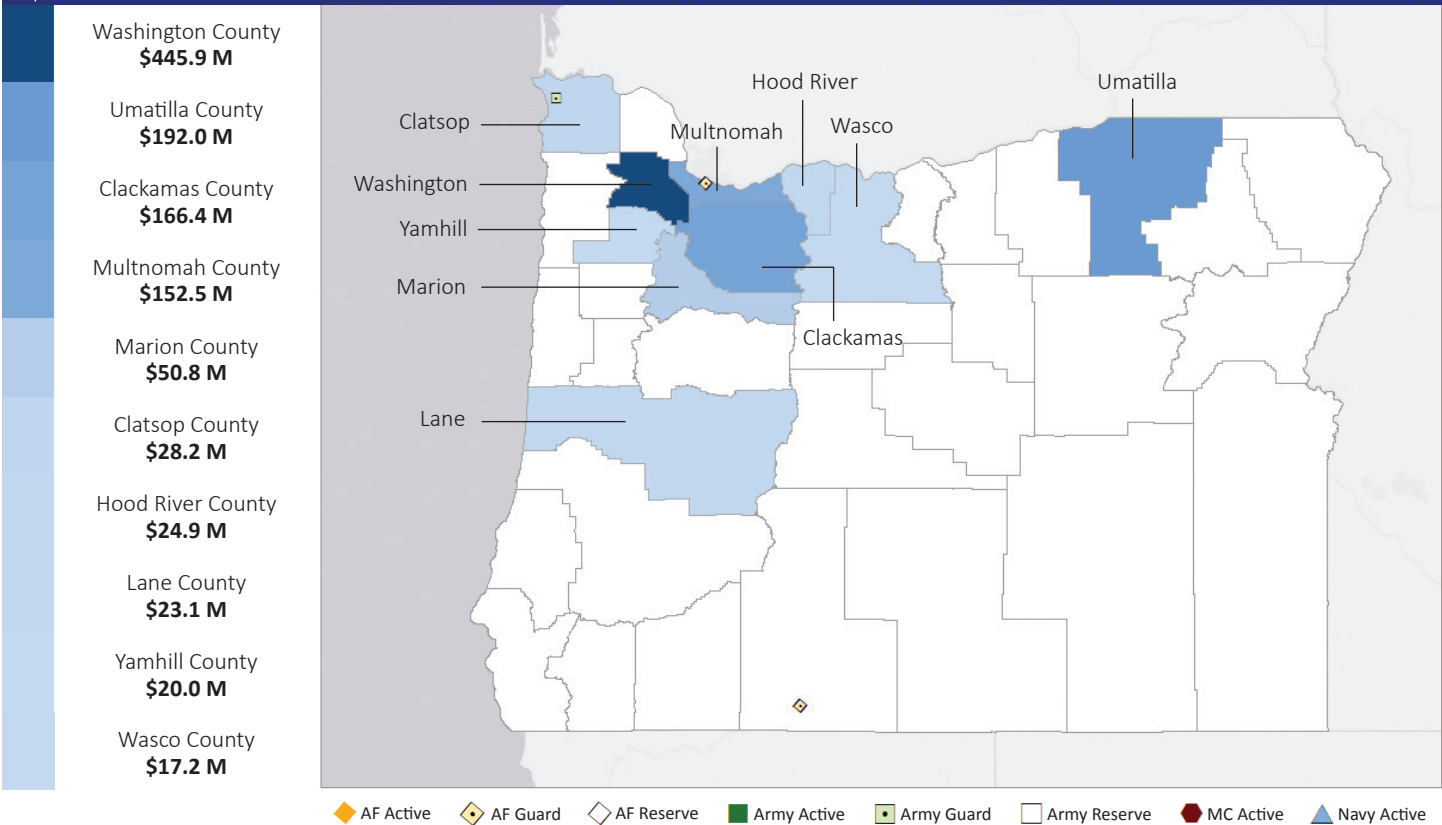
*Total also includes uniformed National Guard and Reserve units.

Data sources: DoD's Defense Manpower Data Center; DoD's Procurement and Acquisition Policy; DoD's Military Installations, Ranges and Training Areas; USASpending.gov; U.S. Bureau of Economic Analysis; U.S. Census Bureau; and Unitedstateszipcodes.org.

#40 \$1.5 B SPENT IN STATE	#48 0.7% OF STATE GDP	0.4% OF TOTAL U.S. DEFENSE SPENDING	\$371 PER RESIDENT	#40 \$1.2 B CONTRACT SPENDING	#41 12,614 NUMBER OF PERSONNEL	#40 \$0.3 B PERSONNEL SPENDING
----------------------------------	--------------------------	---	-----------------------	-------------------------------------	--------------------------------------	--------------------------------------

TOP DEFENSE CONTRACT SPENDING LOCATIONS

(M=millions)



TOP DEFENSE PERSONNEL SPENDING LOCATIONS

(M=millions)

