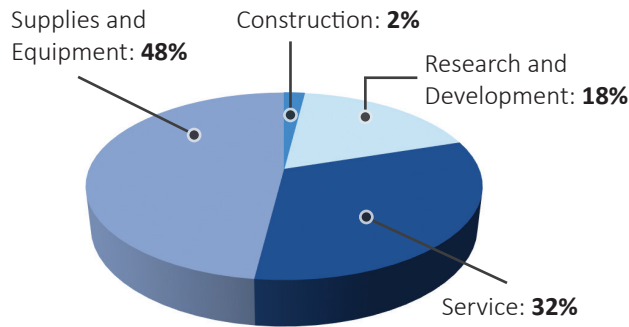


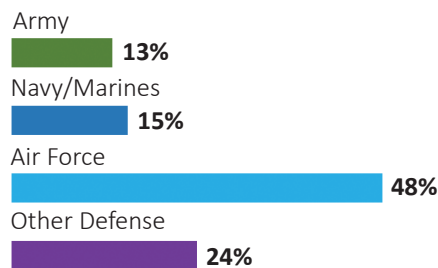
OHIO

DEFENSE CONTRACTS

By Type



By Service

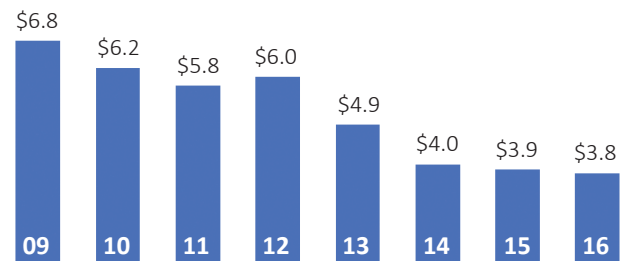


Top Defense Contractors

(M=millions)

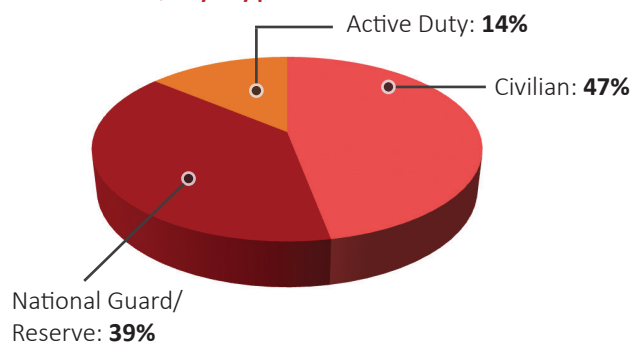
General Electric	\$810.9 M
Battelle Memorial Institute	\$180.3 M
Northrop Grumman	\$160.1 M
Boeing	\$119.1 M
Wornick	\$100.9 M
CFM International	\$89.9 M
General Dynamics	\$79.0 M
Lockheed Martin	\$77.9 M
Raytheon	\$73.9 M
L-3 Communications	\$69.4 M

Contract Awards Performed (By Fiscal Year, Billions)



DEFENSE PERSONNEL

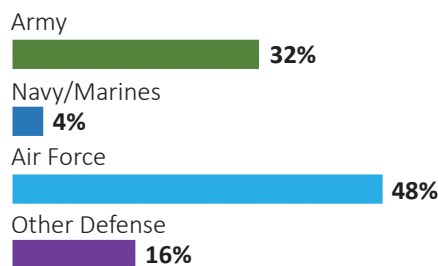
Allocations, By Type



\$2.6 BILLION
TOTAL PAYROLL

61,431
TOTAL PERSONNEL

Allocations, By Service



Top Defense Personnel Locations

County	Total*	Active Duty Military	Civilians
Greene	23,749	6,976	14,603
Franklin	13,488	592	7,867
Cuyahoga	3,898	242	2,921
Hamilton	2,075	110	326
Clark	1,841	ND	494
Stark	1,682	48	23
Richland	1,529	ND	400
Trumbull	1,516	41	72
Summit	1,336	ND	162
Lucas	1,024	48	448

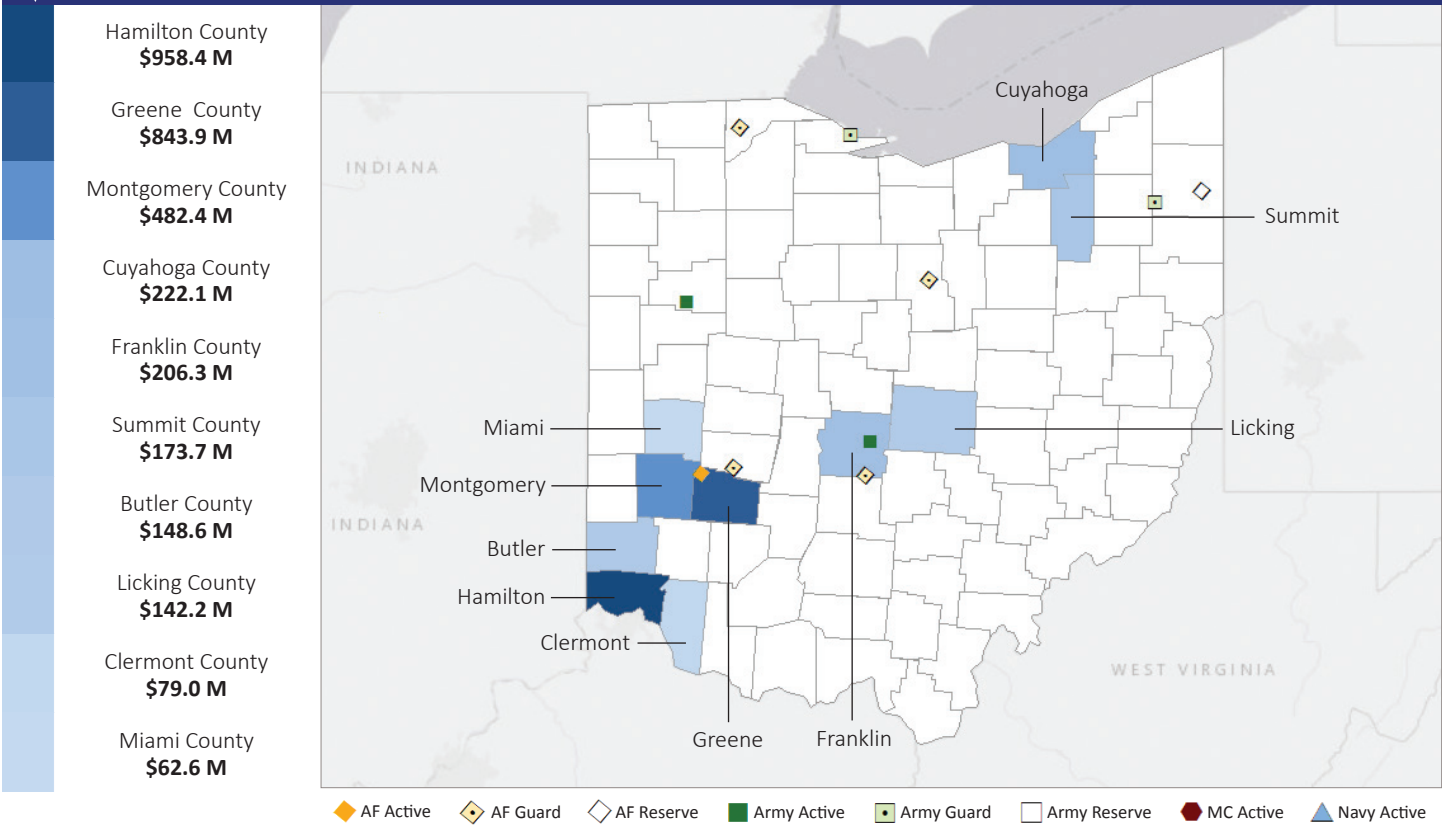
*Total also includes uniformed National Guard and Reserve units.

Data sources: DoD's Defense Manpower Data Center; DoD's Procurement and Acquisition Policy; DoD's Military Installations, Ranges and Training Areas; USASpending.gov; U.S. Bureau of Economic Analysis; U.S. Census Bureau; and Unitedstateszipcodes.org.

#19 \$6.4 B SPENT IN STATE	#39 1.0% OF STATE GDP	1.7% OF TOTAL U.S. DEFENSE SPENDING	\$547 PER RESIDENT	#19 \$3.8 B CONTRACT SPENDING	#17 61,431 NUMBER OF PERSONNEL	#12 \$2.6 B PERSONNEL SPENDING
----------------------------------	--------------------------	---	-----------------------	-------------------------------------	--------------------------------------	--------------------------------------

TOP DEFENSE CONTRACT SPENDING LOCATIONS

(M=millions)



TOP DEFENSE PERSONNEL SPENDING LOCATIONS

(M=millions B=billions)

