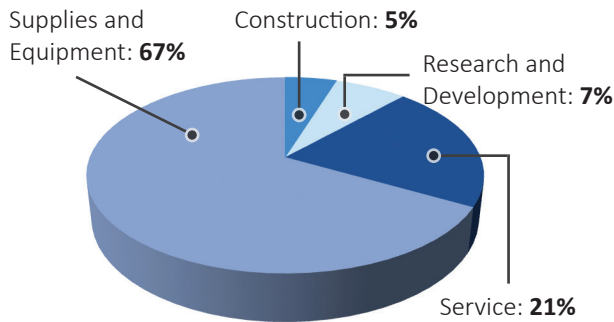


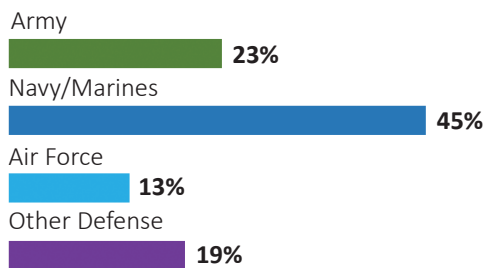
NEW YORK

DEFENSE CONTRACTS

By Type



By Service

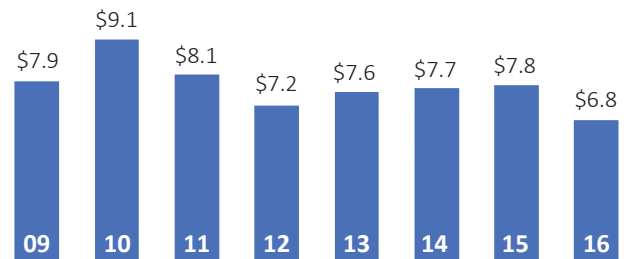


Top Defense Contractors

(M=millions B=billions)

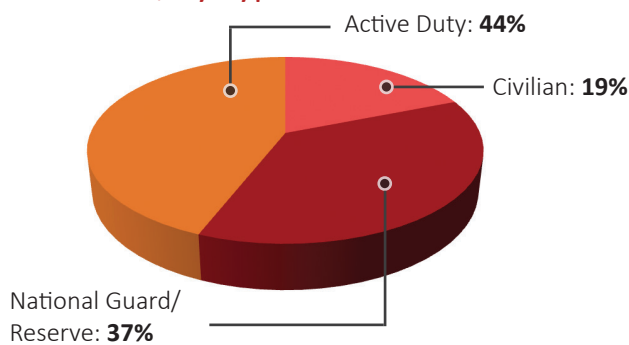
Lockheed Martin	\$1.3 B
Northrop Grumman	\$1.1 B
Harris	\$706.3 M
Bechtel Group	\$269.8 M
Interpublic Group of Companies	\$222.7 M
BAE Systems	\$158.0 M
Boeing	\$143.5 M
Raytheon	\$105.0 M
Saint Vincent's Catholic Medical Centers of NY	\$99.5 M
Moog	\$91.1 M

Contract Awards Performed (By Fiscal Year, Billions)



DEFENSE PERSONNEL


Allocations, By Type



\$2.2 BILLION
TOTAL PAYROLL

66,379
TOTAL PERSONNEL

Allocations, By Service



Top Defense Personnel Locations

County	Total*	Active Duty Military	Civilians
Jefferson	23,094	20,396	2,366
Orange	7,421	2,657	2,918
Saratoga	2,903	2,829	73
Oneida	2,716	77	1,895
Queens	2,630	94	113
Onondaga	2,566	188	624
Niagara	2,464	21	587
Nassau	2,326	548	335
Albany	2,284	307	1,241
Kings	2,180	303	418

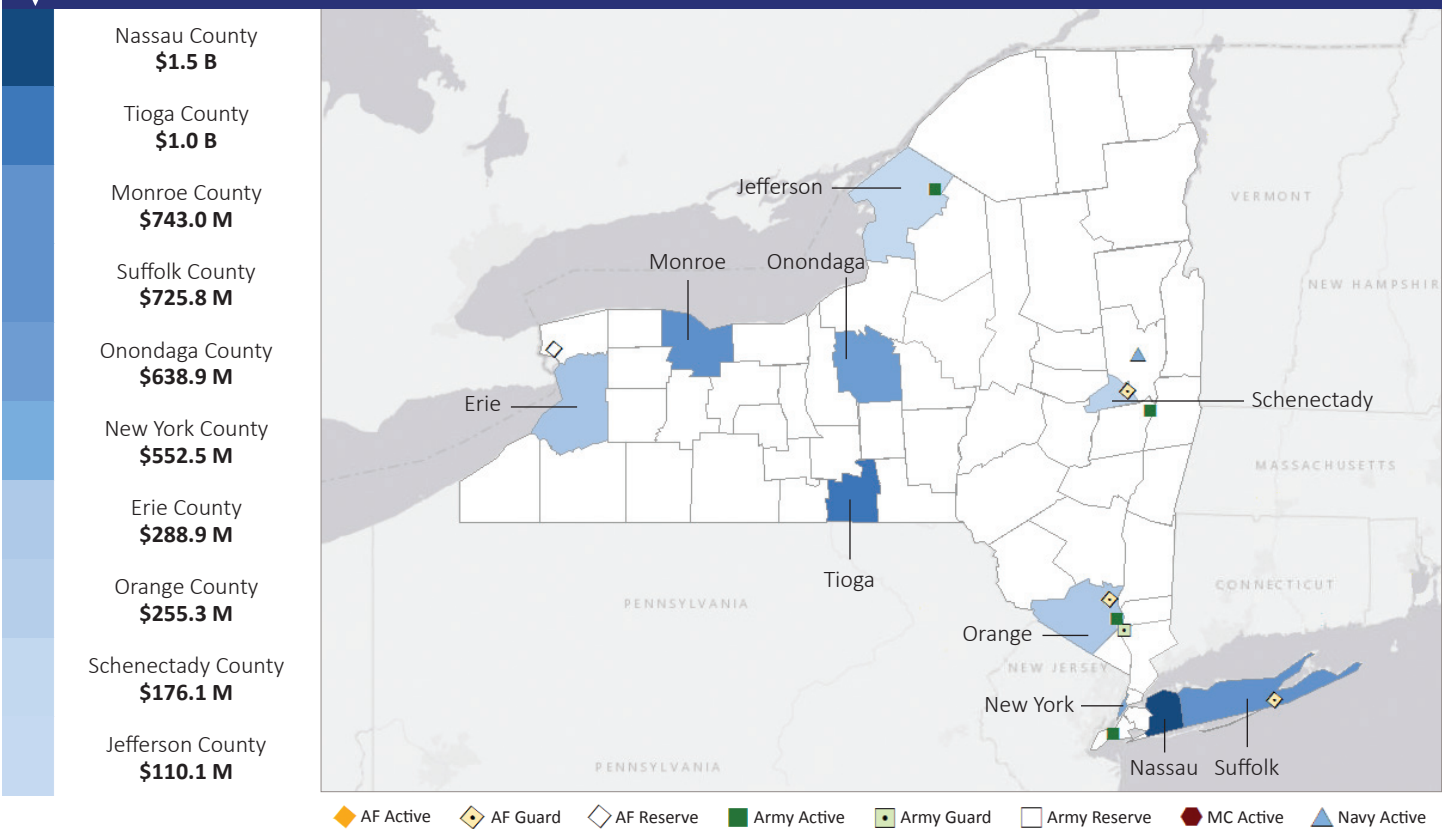
*Total also includes uniformed National Guard and Reserve units.

Data sources: DoD's Defense Manpower Data Center; DoD's Procurement and Acquisition Policy; DoD's Military Installations, Ranges and Training Areas; USASpending.gov; U.S. Bureau of Economic Analysis; U.S. Census Bureau; and Unitedstateszipcodes.org.

#14 \$9.0 B SPENT IN STATE	#49 0.6% OF STATE GDP	2.4% OF TOTAL U.S. DEFENSE SPENDING	\$458 PER RESIDENT	#13 6.8 B CONTRACT SPENDING	#15 66,379 NUMBER OF PERSONNEL	#17 \$2.2 B PERSONNEL SPENDING
---	---------------------------------	--	------------------------------	--	---	---

TOP DEFENSE CONTRACT SPENDING LOCATIONS

(M=millions B=billions)



TOP DEFENSE PERSONNEL SPENDING LOCATIONS

(M=millions)

