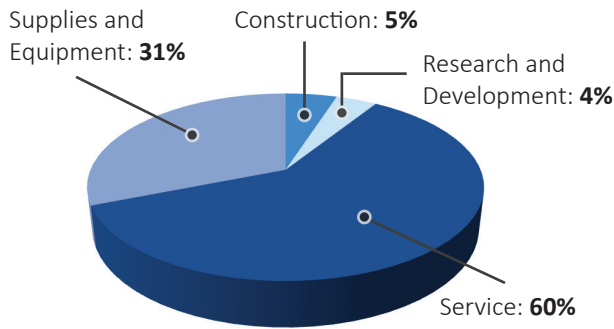


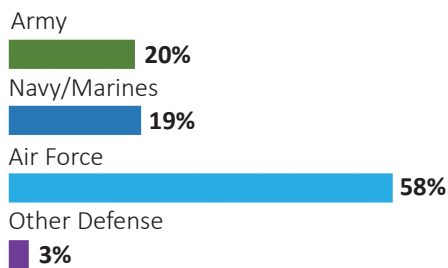
NEVADA

DEFENSE CONTRACTS

By Type



By Service

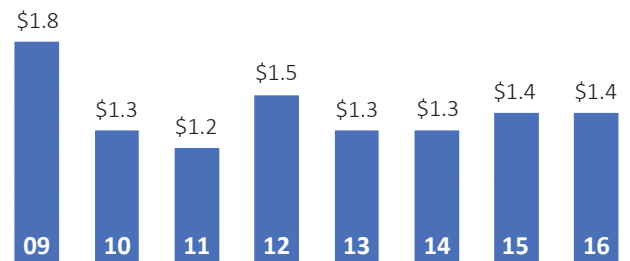


Top Defense Contractors

(M=millions)

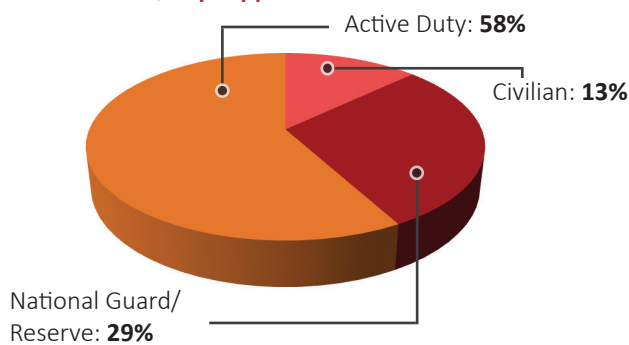
Sierra Nevada Corporation	\$827.7 M
Helix Electric of Nevada	\$90.4 M
AECOM Global II	\$81.0 M
Day & Zimmermann Group	\$67.4 M
Nicholas Construction Services	\$60.5 M
Computer Sciences Corporation	\$43.1 M
M1 Support Services	\$39.0 M
D & D Plumbing	\$38.0 M
SAIC	\$29.2 M
CDW Government	\$27.9 M

Contract Awards Performed (By Fiscal Year, Billions)



DEFENSE PERSONNEL

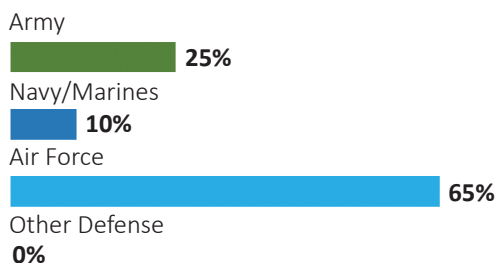
Allocations, By Type



\$808.6 MILLION
TOTAL PAYROLL

22,848
TOTAL PERSONNEL

Allocations, By Service



Top Defense Personnel Locations

County	Total*	Active Duty Military	Civilians
Clark	18,085	11,684	1,910
Washoe	2,351	202	454
Churchill	1,638	1,183	346
Carson	500	ND	222
Lyon	67	ND	ND
Mineral	57	ND	55
Humboldt	29	10	ND
Elko	27	ND	ND
White Pine	10	ND	ND
Storey	ND	ND	ND

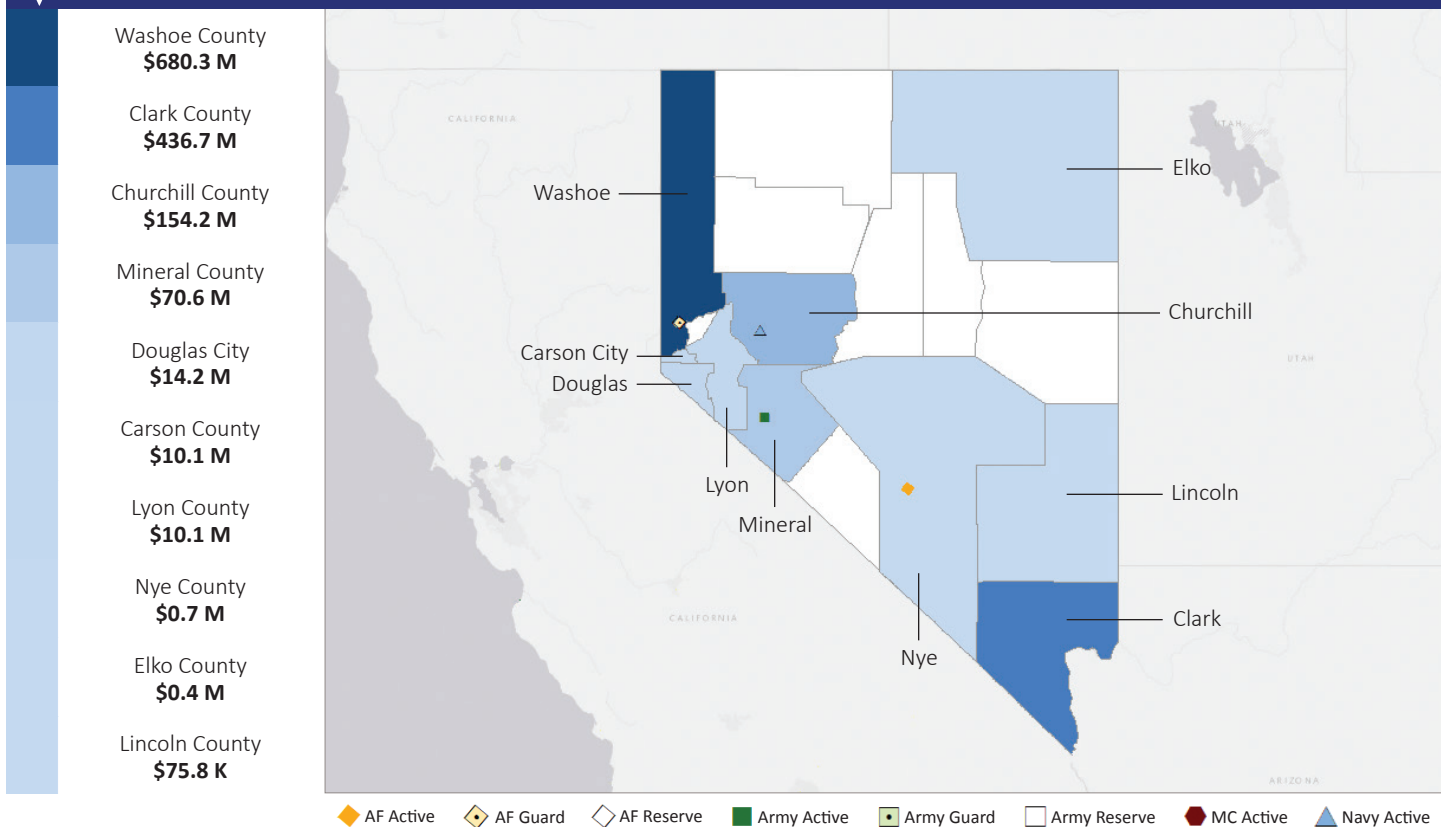
*Total also includes uniformed National Guard and Reserve units.

Data sources: DoD's Defense Manpower Data Center; DoD's Procurement and Acquisition Policy; DoD's Military Installations, Ranges and Training Areas; USASpending.gov; U.S. Bureau of Economic Analysis; U.S. Census Bureau; and Unitedstateszipcodes.org.

#37 \$2.2 B SPENT IN STATE	#30 1.4% OF STATE GDP	0.6% OF TOTAL U.S. DEFENSE SPENDING	\$741 PER RESIDENT	#36 \$1.4 B CONTRACT SPENDING	#32 22,848 NUMBER OF PERSONNEL	#32 \$0.8 B PERSONNEL SPENDING
----------------------------------	--------------------------	---	-----------------------	-------------------------------------	--------------------------------------	--------------------------------------

TOP DEFENSE CONTRACT SPENDING LOCATIONS

(M=millions K=thousands)



TOP DEFENSE PERSONNEL SPENDING LOCATIONS

(M=millions)

