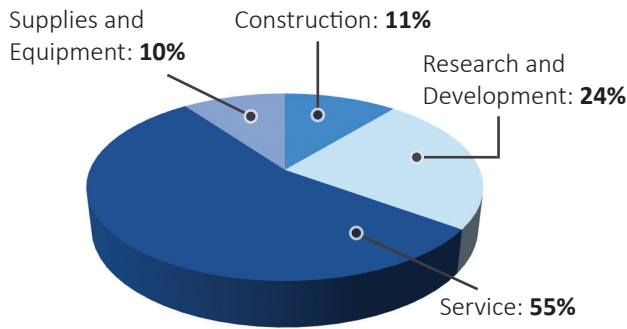


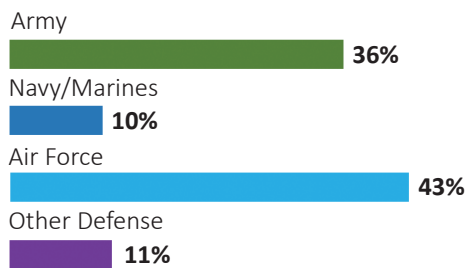
NEW MEXICO

DEFENSE CONTRACTS

By Type



By Service

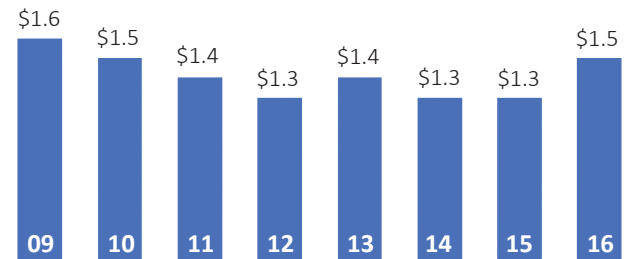


Top Defense Contractors

(M=millions)

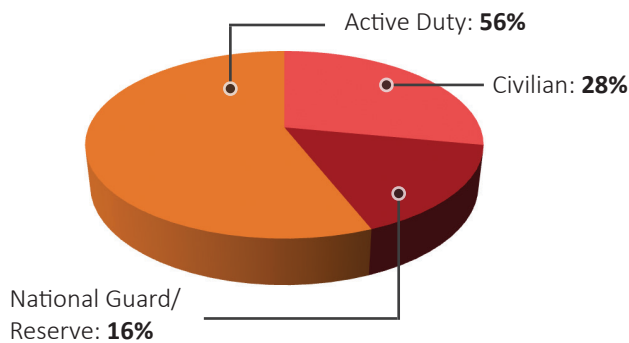
Hewlett Packard	\$98.2 M
New Mexico Technology Group	\$97.9 M
Applied Research Associates	\$84.9 M
Lockheed Martin	\$56.8 M
Northrop Grumman	\$55.8 M
Boeing	\$55.5 M
Alion Science and Technology	\$44.3 M
CAE	\$41.0 M
Honeywell	\$34.3 M
M1 Support Services	\$32.0 M

Contract Awards Performed (By Fiscal Year, Billions)



DEFENSE PERSONNEL

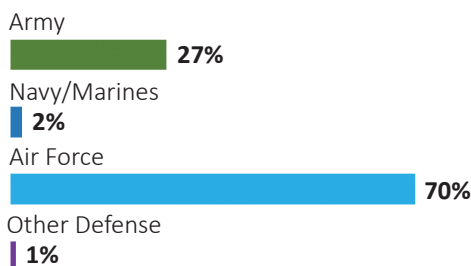
Allocations, By Type



\$1.2 BILLION
TOTAL PAYROLL

27,231
TOTAL PERSONNEL

Allocations, By Service



Top Defense Personnel Locations

County	Total*	Active Duty Military	Civilians
Bernalillo	9,599	4,308	3,474
Curry	6,428	5,743	607
Otero	5,810	4,630	1,045
Doña Ana	3,056	462	1,896
Santa Fe	774	10	274
Sandoval	650	ND	26
San Juan	165	ND	ND
Chaves	162	13	12
Valencia	133	ND	ND

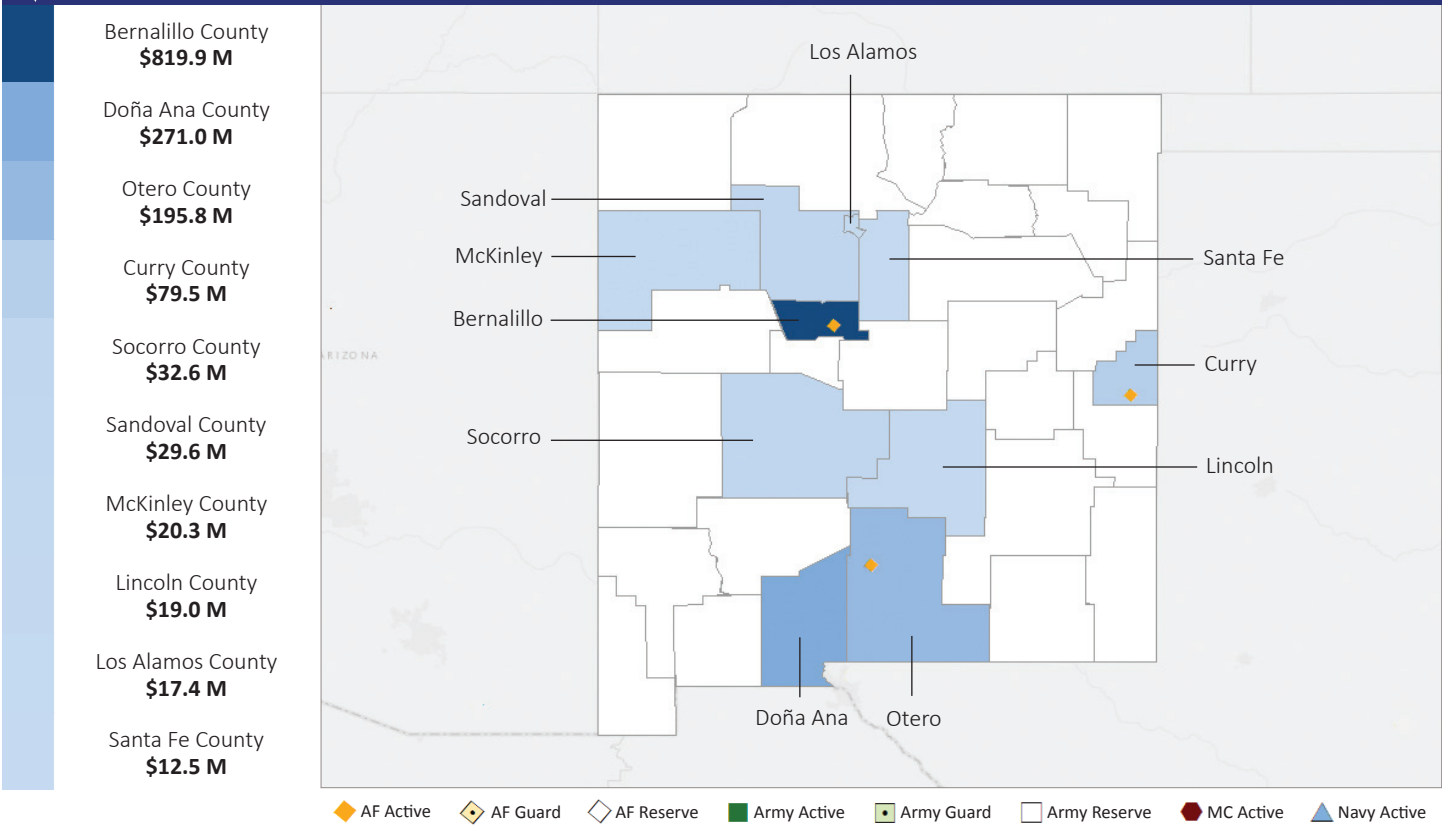
*Total also includes uniformed National Guard and Reserve units.

Data sources: DoD's Defense Manpower Data Center; DoD's Procurement and Acquisition Policy; DoD's Military Installations, Ranges and Training Areas; USASpending.gov; U.S. Bureau of Economic Analysis; U.S. Census Bureau; and Unitedstateszipcodes.org.

#34 \$2.7 B SPENT IN STATE	#13 2.8% OF STATE GDP	0.7% OF TOTAL U.S. DEFENSE SPENDING	\$1,295 PER RESIDENT	#35 \$1.5 B CONTRACT SPENDING	#30 27,231 NUMBER OF PERSONNEL	#28 \$1.2 B PERSONNEL SPENDING
----------------------------------	--------------------------	---	-------------------------	-------------------------------------	--------------------------------------	--------------------------------------

TOP DEFENSE CONTRACT SPENDING LOCATIONS

(M=millions)



TOP DEFENSE PERSONNEL SPENDING LOCATIONS

(M=millions)

