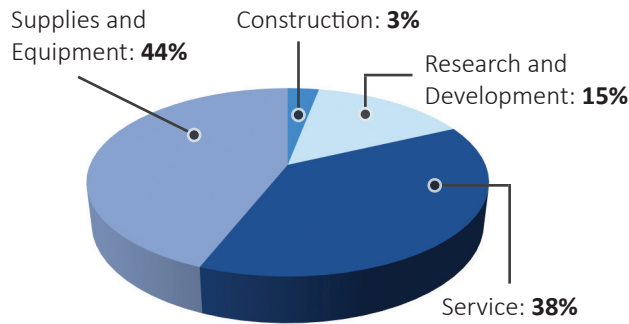


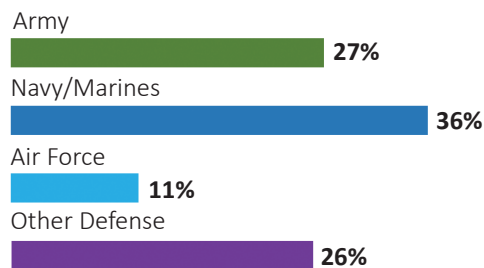
NEW JERSEY

DEFENSE CONTRACTS

By Type



By Service

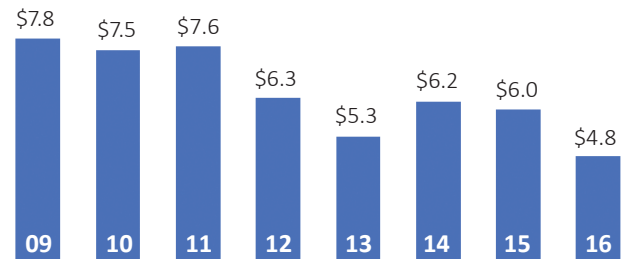


Top Defense Contractors

(M=millions B=billions)

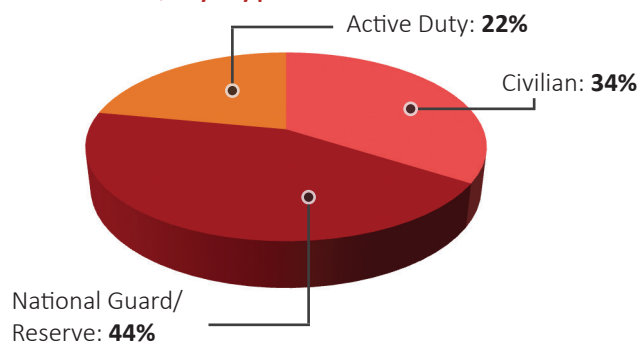
Lockheed Martin	\$1.5 B
SAIC	\$414.4 M
MetLife	\$370.5 M
AASKI Technology	\$126.2 M
Harris	\$124.7 M
Great Lakes Dredge & Dock	\$117.2 M
BAE Systems	\$113.1 M
Computer Sciences Corporation	\$110.3 M
PAE Holding	\$98.6 M
Exelis	\$80.8 M

Contract Awards Performed (By Fiscal Year, Billions)



DEFENSE PERSONNEL

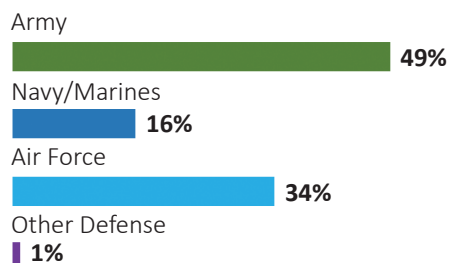
Allocations, By Type



\$1.4 BILLION
TOTAL PAYROLL

33,657
TOTAL PERSONNEL

Allocations, By Service



Top Defense Personnel Locations

County	Total*	Active Duty Military	Civilians
Burlington	16,052	6,289	3,177
Morris	5,719	186	4,570
Ocean	3,361	473	2,333
Monmouth	1,769	349	386
Atlantic	1,483	ND	376
Hudson	748	15	91
Camden	709	48	88
Essex	601	81	48
Bergen	587	14	38
Middlesex	523	42	33

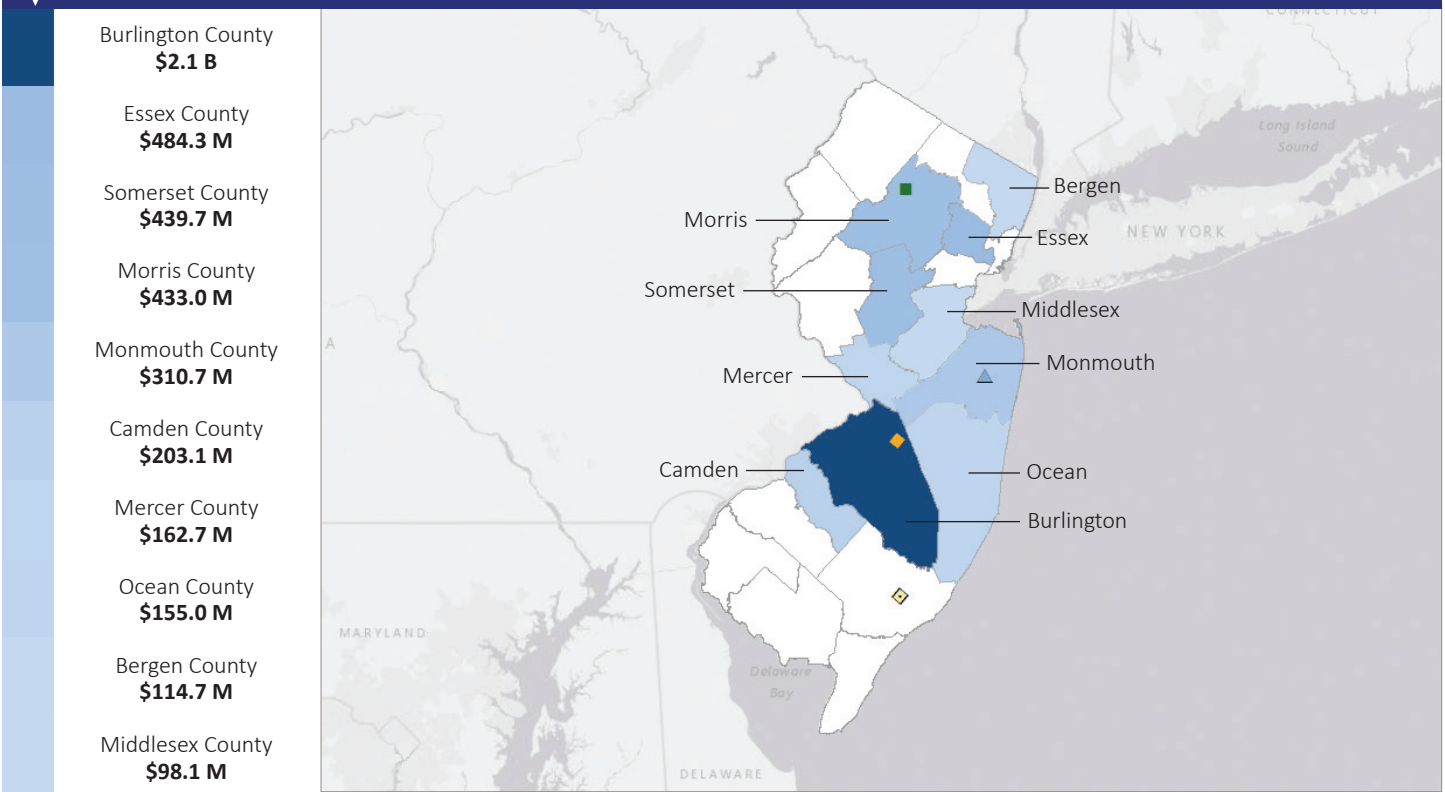
*Total also includes uniformed National Guard and Reserve units.

Data sources: DoD's Defense Manpower Data Center; DoD's Procurement and Acquisition Policy; DoD's Military Installations, Ranges and Training Areas; USASpending.gov; U.S. Bureau of Economic Analysis; U.S. Census Bureau; and Unitedstateszipcodes.org.

#20 \$6.2 B SPENT IN STATE	#36 1.1% OF STATE GDP	1.7% OF TOTAL U.S. DEFENSE SPENDING	\$701 PER RESIDENT	#16 \$4.8 B CONTRACT SPENDING	#27 33,657 NUMBER OF PERSONNEL	#23 \$1.4 B PERSONNEL SPENDING
----------------------------------	--------------------------	---	-----------------------	-------------------------------------	--------------------------------------	--------------------------------------

TOP DEFENSE CONTRACT SPENDING LOCATIONS

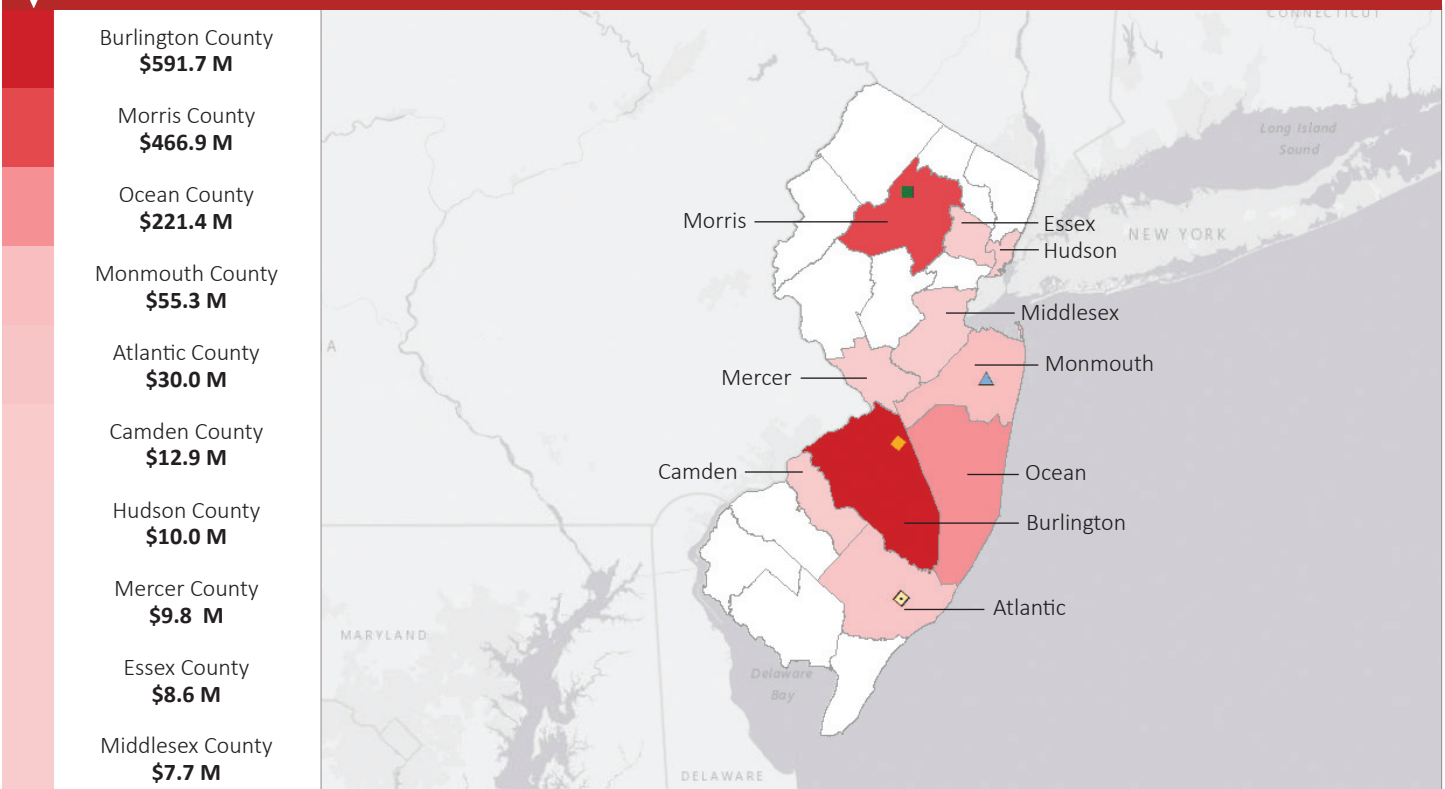
(M=millions B=billions)



◆ AF Active
 ◇ AF Guard
 ◇ AF Reserve
 ■ Army Active
 ■ Army Guard
 □ Army Reserve
 ● MC Active
 ▲ Navy Active

TOP DEFENSE PERSONNEL SPENDING LOCATIONS

(M=millions)



◆ AF Active
 ◇ AF Guard
 ◇ AF Reserve
 ■ Army Active
 ■ Army Guard
 □ Army Reserve
 ● MC Active
 ▲ Navy Active