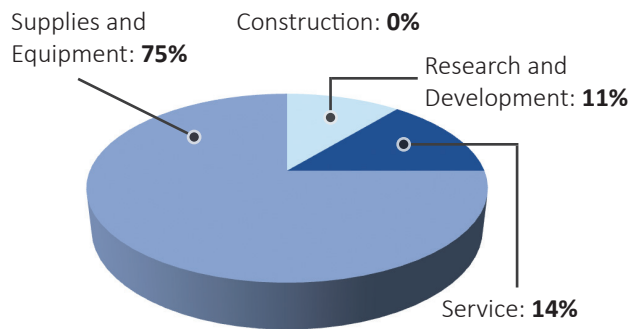


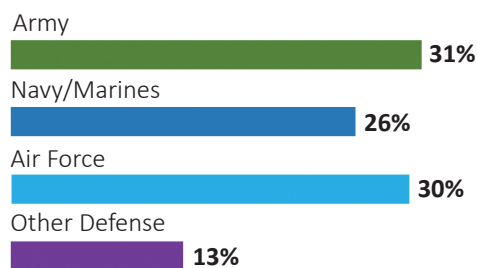
NEW HAMPSHIRE

DEFENSE CONTRACTS

By Type



By Service

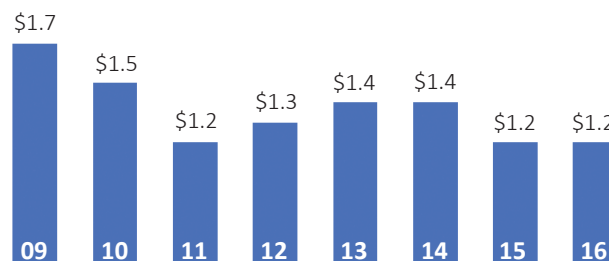


Top Defense Contractors

(M=millions)

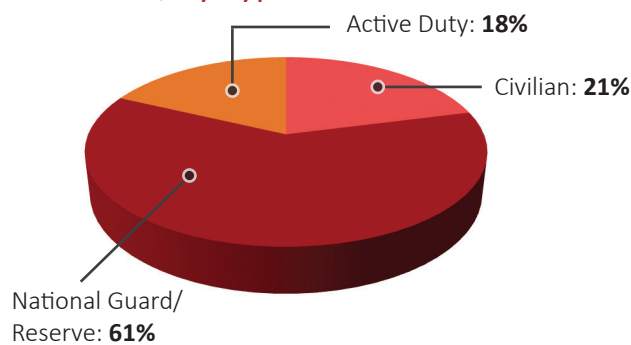
BAE Systems	\$739.9 M
L-3 Communications	\$79.6 M
Red River Computer Company	\$66.6 M
Northrop Grumman	\$43.5 M
Elbit Systems	\$31.1 M
Raytheon	\$26.8 M
Rockwell Collins-ESA Vision Systems	\$24.5 M
Creare	\$17.7 M
Harris	\$16.2 M
Assurance Technology	\$15.4 M

Contract Awards Performed (By Fiscal Year, Billions)



DEFENSE PERSONNEL

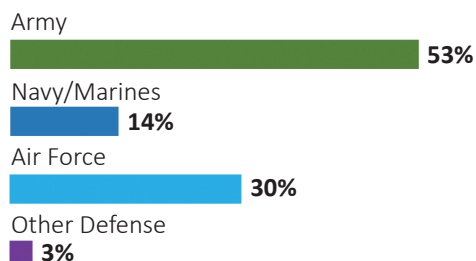
Allocations, By Type



\$148.8 MILLION
TOTAL PAYROLL

6,042
TOTAL PERSONNEL

Allocations, By Service



Top Defense Personnel Locations

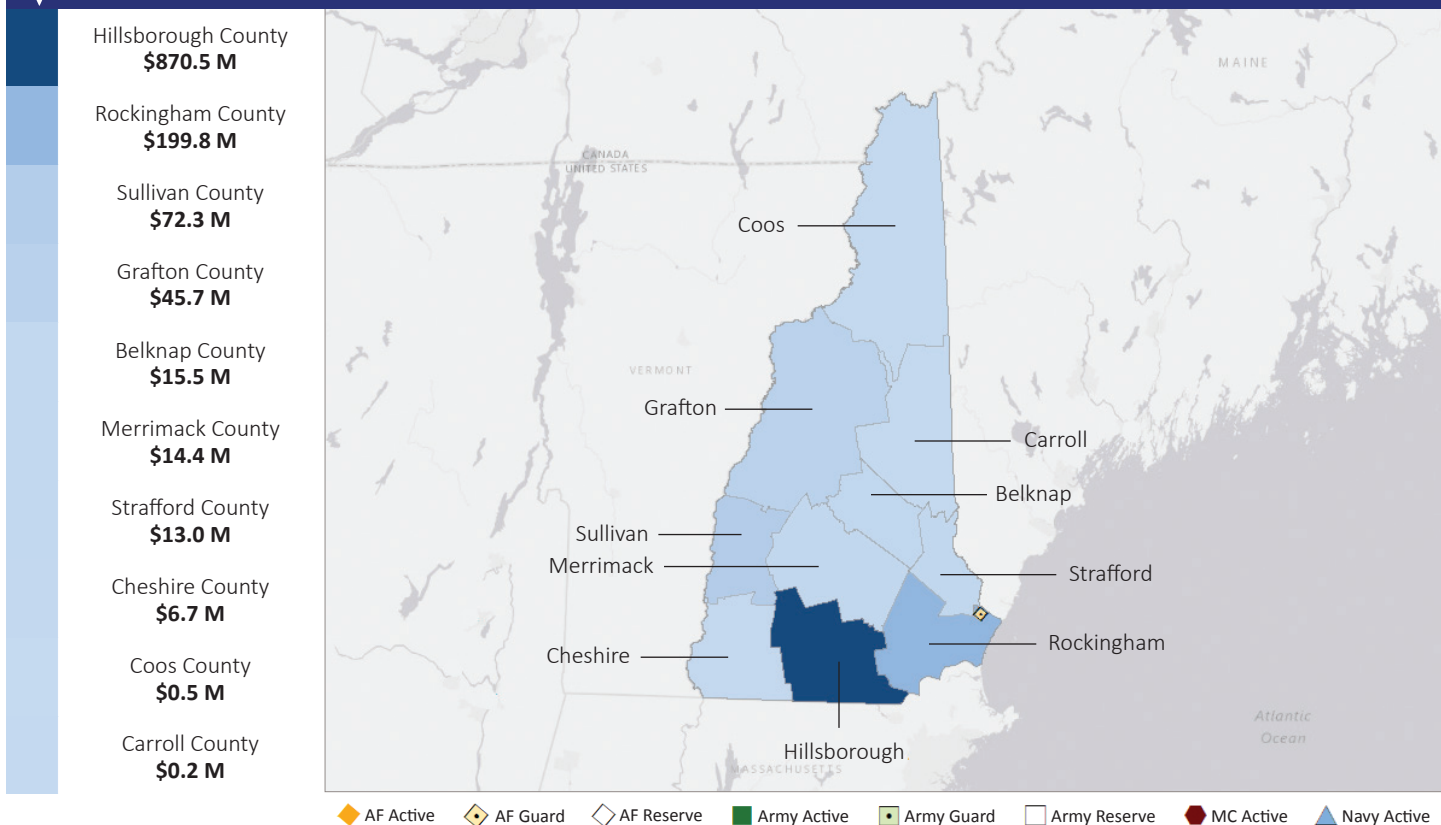
County	Total*	Active Duty Military	Civilians
Rockingham	3,206	942	506
Hillsborough	950	77	212
Merrimack	735	12	270
Grafton	504	ND	247
Strafford	432	18	21
Coos	86	ND	ND
Cheshire	68	ND	11
Carroll	ND	ND	ND
Belknap	ND	ND	ND

*Total also includes uniformed National Guard and Reserve units.

Data sources: DoD's Defense Manpower Data Center; DoD's Procurement and Acquisition Policy; DoD's Military Installations, Ranges and Training Areas; USASpending.gov; U.S. Bureau of Economic Analysis; U.S. Census Bureau; and Unitedstateszipcodes.org.

#42 \$1.3 B SPENT IN STATE	#27 1.8% OF STATE GDP	0.4% OF TOTAL U.S. DEFENSE SPENDING	\$1,041 PER RESIDENT	#39 \$1.2 B CONTRACT SPENDING	#50 6,042 NUMBER OF PERSONNEL	#50 \$0.1 B PERSONNEL SPENDING
----------------------------------	--------------------------	-------------------------------------------	-------------------------	-------------------------------------	-------------------------------------	--------------------------------------

TOP DEFENSE CONTRACT SPENDING LOCATIONS (M=millions)



TOP DEFENSE PERSONNEL SPENDING LOCATIONS (M=millions K= thousands)

