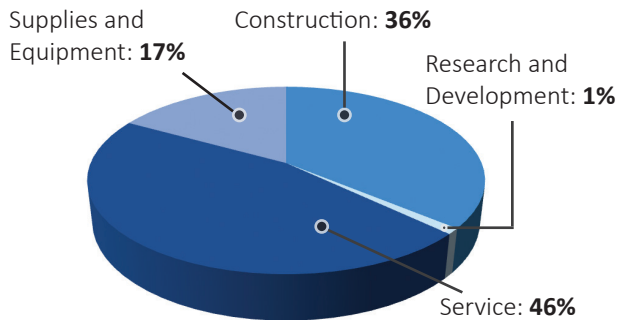


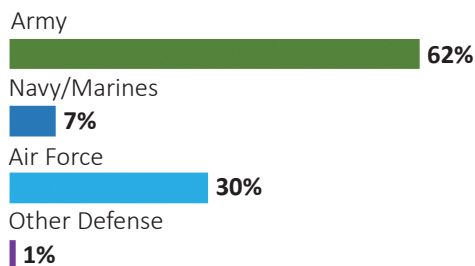
# NEBRASKA

## DEFENSE CONTRACTS

### By Type



### By Service

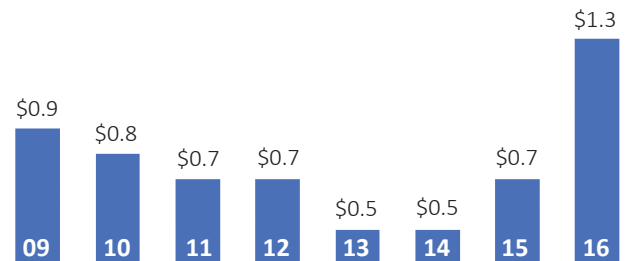


### Top Defense Contractors

(M=millions)

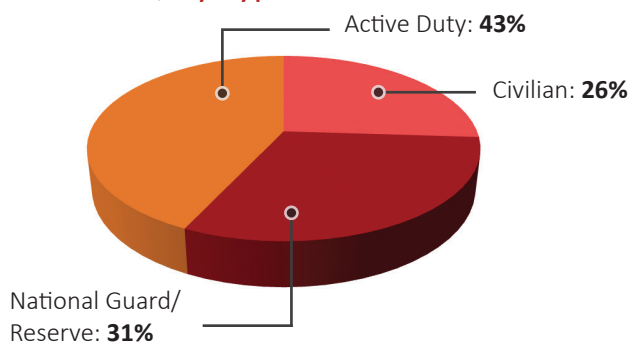
Intelligent Software Solutions	\$411.7 M
KiewitPhelps	\$295.7 M
Computer Sciences Corporation	\$85.3 M
Northrop Grumman	\$73.6 M
Countertrade Products	\$34.4 M
Sterling Computers	\$30.6 M
BAE Systems	\$20.3 M
Securitas	\$15.4 M
Akira Technologies	\$13.2 M
McCallie Associates	\$12.7 M

### Contract Awards Performed (By Fiscal Year, Billions)



## DEFENSE PERSONNEL

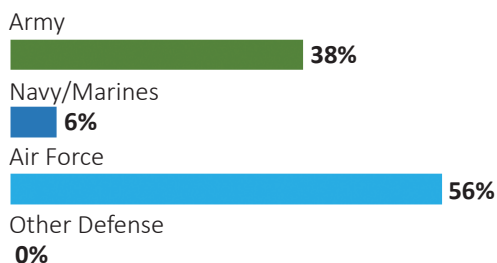
### Allocations, By Type



**\$730.9 MILLION**  
TOTAL PAYROLL

**18,168**  
TOTAL PERSONNEL

### Allocations, By Service



### Top Defense Personnel Locations

County	Total*	Active Duty Military	Civilians
Sarpy	10,825	7,435	2,895
Lancaster	2,587	57	614
Douglas	2,062	118	972
Saunders	460	ND	42
Hall	290	ND	45
Adams	223	ND	25
Dodge	214	ND	ND
Platte	211	ND	ND
Buffalo	194	ND	10
Lincoln	187	ND	17

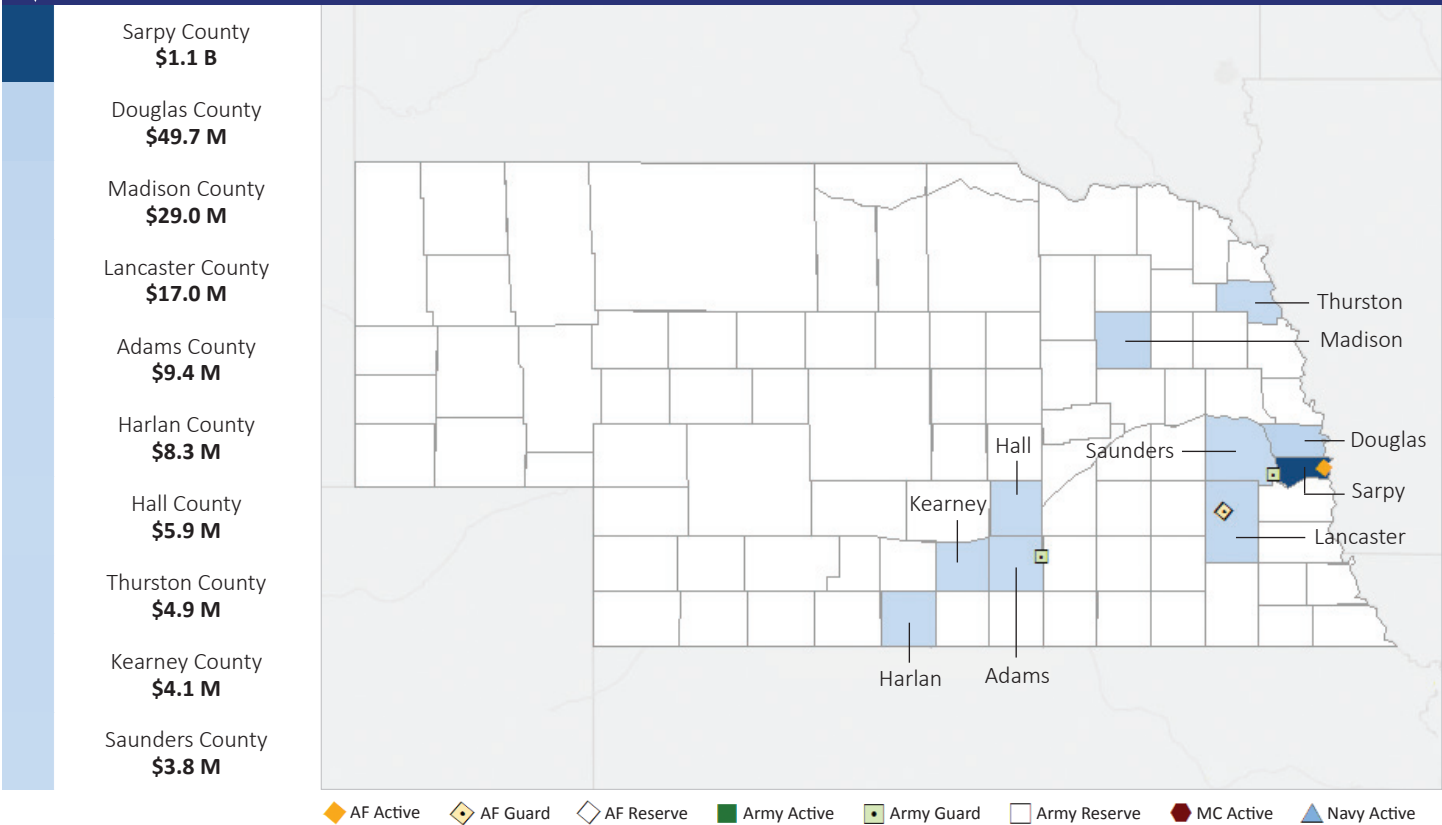
\*Total also includes uniformed National Guard and Reserve units.

Data sources: DoD's Defense Manpower Data Center; DoD's Procurement and Acquisition Policy; DoD's Military Installations, Ranges and Training Areas; USASpending.gov; U.S. Bureau of Economic Analysis; U.S. Census Bureau; and Unitedstateszipcodes.org.

#38 \$2.0 B SPENT IN STATE	#28 1.7% OF STATE GDP	0.5% OF TOTAL U.S. DEFENSE SPENDING	\$1,062 PER RESIDENT	#37 \$1.3 B CONTRACT SPENDING	#37 18,168 NUMBER OF PERSONNEL	#33 \$0.7 B PERSONNEL SPENDING
----------------------------------	--------------------------	---	-------------------------	-------------------------------------	--------------------------------------	--------------------------------------

TOP DEFENSE CONTRACT SPENDING LOCATIONS

(M=millions B=billions)



TOP DEFENSE PERSONNEL SPENDING LOCATIONS

(M=millions)

