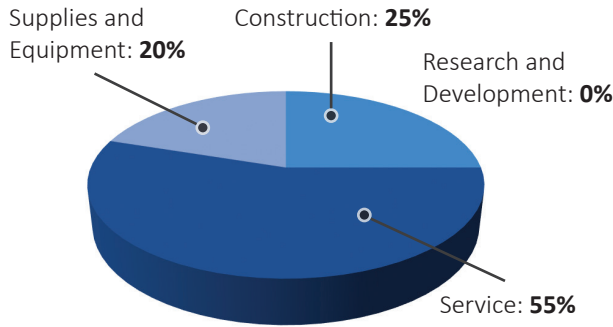


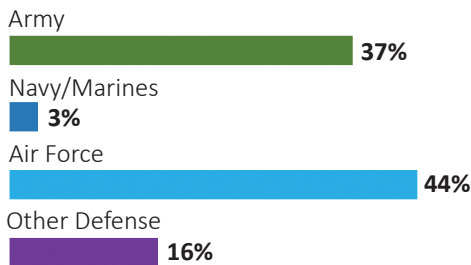
# NORTH DAKOTA

## DEFENSE CONTRACTS

### By Type



### By Service

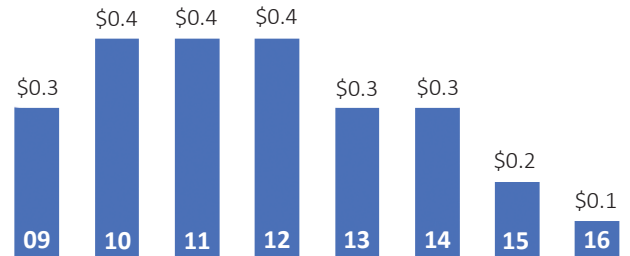


### Top Defense Contractors

(M=millions)

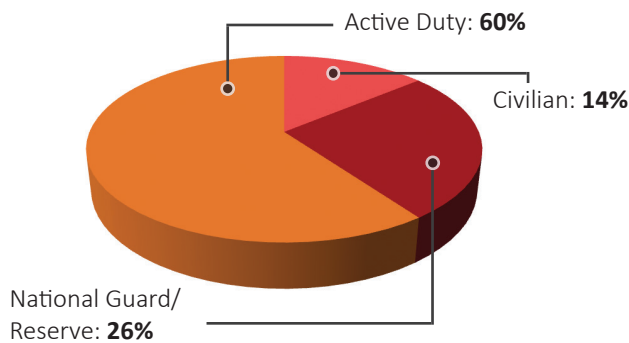
Pro-Mark Services	\$12.9 M
Dakco Distributors	\$8.5 M
T. F. Powers Construction	\$6.3 M
Lagan Construction	\$5.8 M
Moog	\$5.6 M
Raass Brothers	\$4.0 M
Johnson Controls	\$3.8 M
IHK Joint Venture	\$3.8 M
Minot Paving	\$3.5 M
United Crane & Excavation	\$3.2 M

### Contract Awards Performed (By Fiscal Year, Billions)



## DEFENSE PERSONNEL

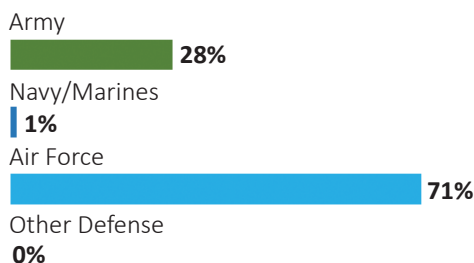
### Allocations, By Type



**\$504.6 MILLION**  
TOTAL PAYROLL

**14,613**  
TOTAL PERSONNEL

### Allocations, By Service



### Top Defense Personnel Locations

County	Total*	Active Duty Military	Civilians
Ward	7,770	6,692	793
Grand Forks	2,616	1,914	399
Cass	1,714	34	337
Burleigh	1,172	ND	311
Ramsey	327	ND	79
Richland	161	ND	ND
Barnes	109	ND	21
Stutsman	105	ND	13
McLean	86	ND	86
Stark	80	ND	ND

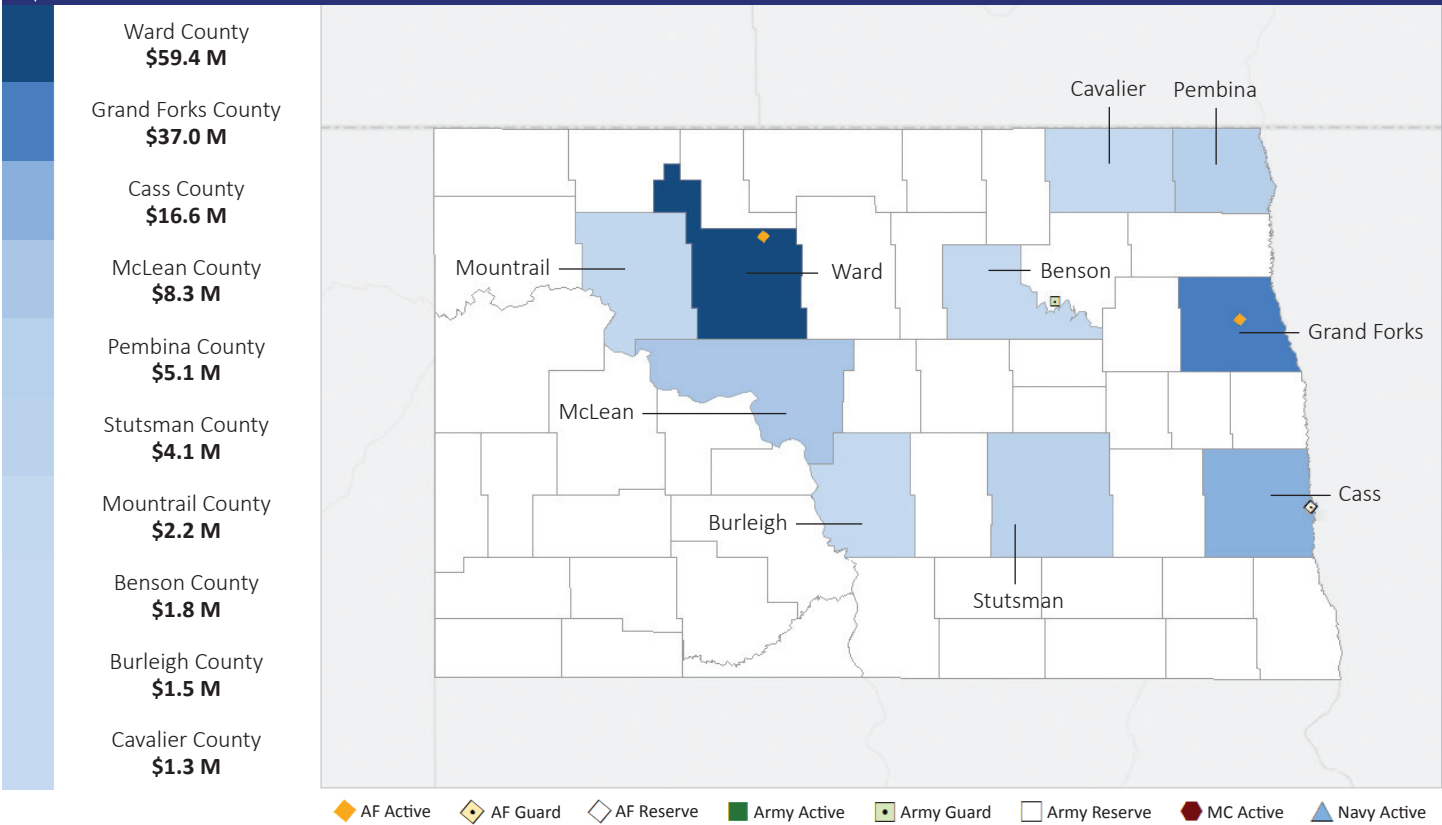
\*Total also includes uniformed National Guard and Reserve units.

Data sources: DoD's Defense Manpower Data Center; DoD's Procurement and Acquisition Policy; DoD's Military Installations, Ranges and Training Areas; USASpending.gov; U.S. Bureau of Economic Analysis; U.S. Census Bureau; and Unitedstateszipcodes.org.

#44 \$0.6 B SPENT IN STATE	#33 1.2% OF STATE GDP	0.2% OF TOTAL U.S. DEFENSE SPENDING	\$854 PER RESIDENT	#50 \$0.1 B CONTRACT SPENDING	#40 14,613 NUMBER OF PERSONNEL	#38 \$0.5 B PERSONNEL SPENDING
----------------------------------	--------------------------	---	-----------------------	-------------------------------------	--------------------------------------	--------------------------------------

TOP DEFENSE CONTRACT SPENDING LOCATIONS

(M=millions)



TOP DEFENSE PERSONNEL SPENDING LOCATIONS

(M=millions)

