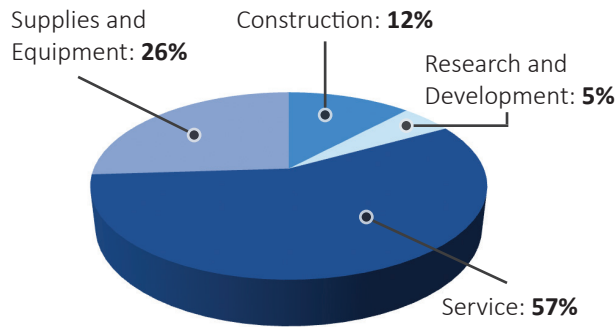


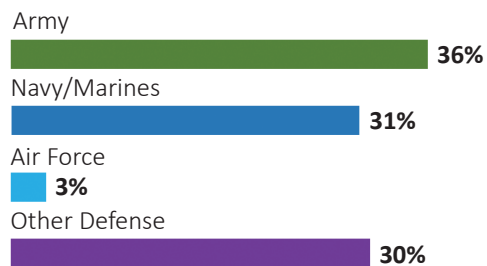
NORTH CAROLINA

DEFENSE CONTRACTS

By Type



By Service

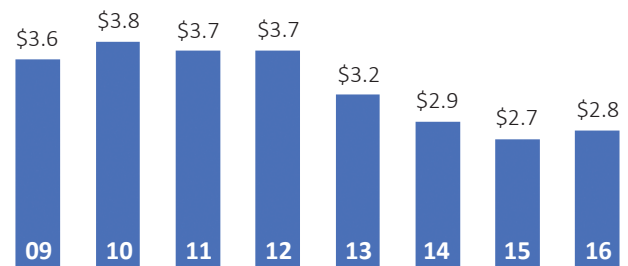


Top Defense Contractors

(M=millions)

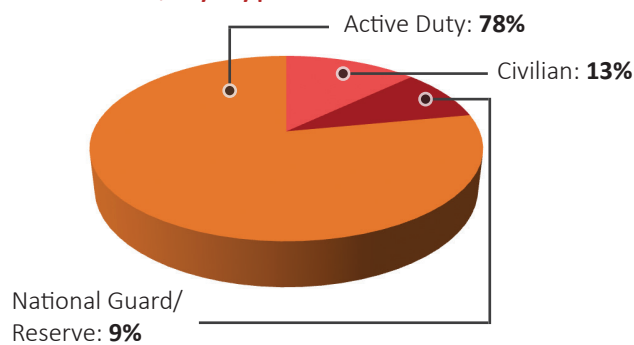
Sodexo	\$125.7 M
L-3 Communications	\$74.6 M
Worldwide Language Resources	\$74.4 M
Booz Allen Hamilton	\$52.1 M
ARMA Global	\$44.5 M
H Squared	\$43.8 M
General Dynamics	\$41.6 M
Raytheon	\$41.0 M
Internationa Textile Group	\$37.6 M
McRae Industries	\$36.6 M

Contract Awards Performed (By Fiscal Year, Billions)



DEFENSE PERSONNEL

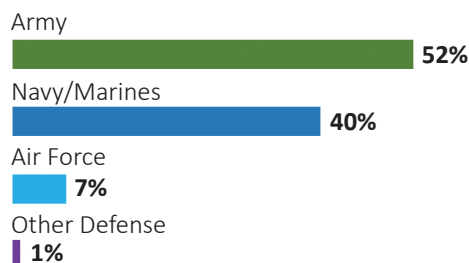
Allocations, By Type



\$6.7 BILLION
TOTAL PAYROLL

200,090
TOTAL PERSONNEL

Allocations, By Service



Top Defense Personnel Locations

County	Total*	Active Duty Military	Civilians
Cumberland	74,684	60,100	11,656
Onslow	72,548	67,811	4,260
Craven	16,228	10,907	5,222
Wayne	7,512	5,167	877
Wake	4,429	725	773
Mecklenburg	2,609	128	482
Guilford	1,287	55	124
New Hanover	843	ND	318
Caldwell	609	373	31
Buncombe	518	84	72

*Total also includes uniformed National Guard and Reserve units.

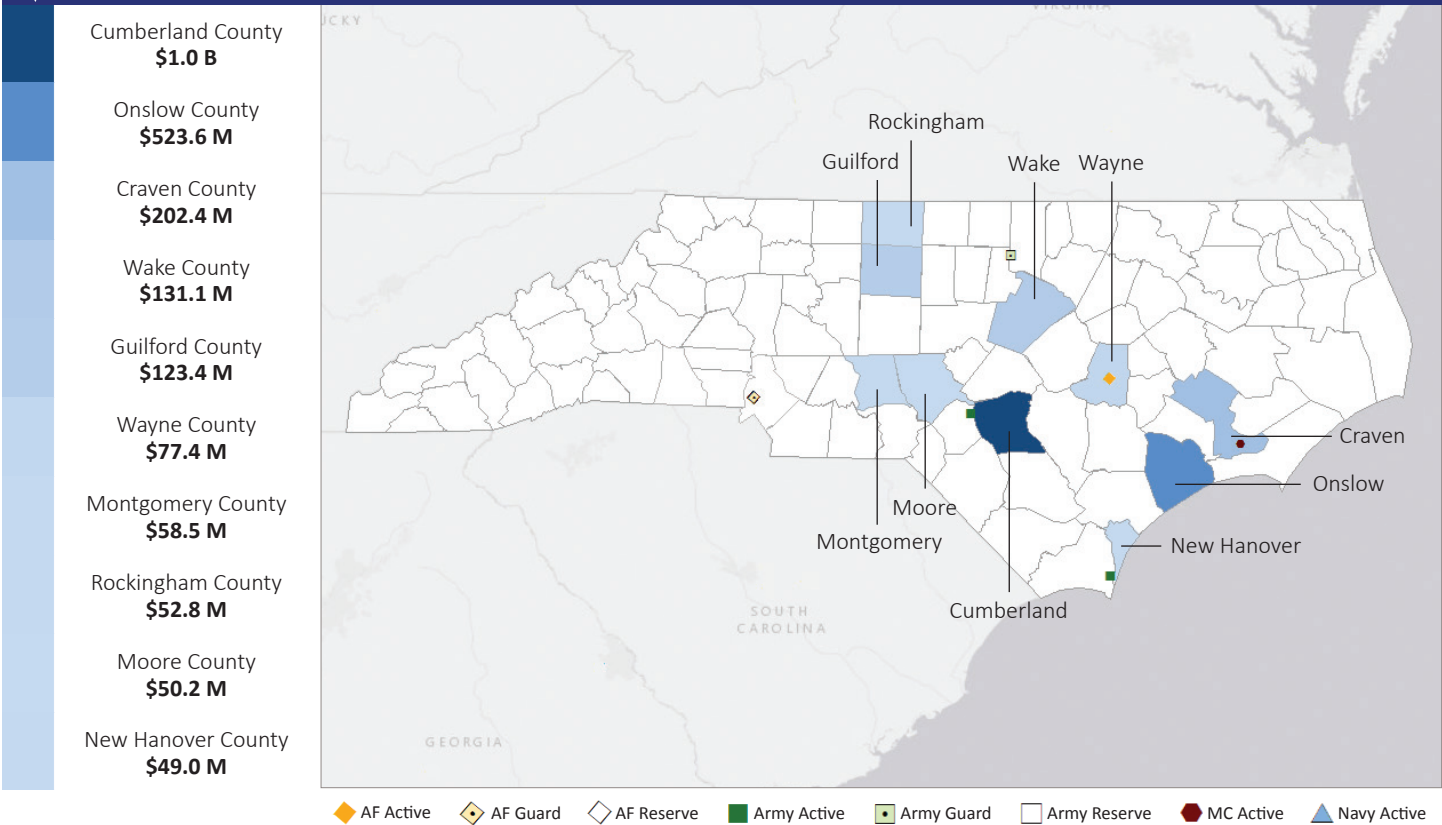
Data sources: DoD's Defense Manpower Data Center; DoD's Procurement and Acquisition Policy; DoD's Military Installations, Ranges and Training Areas; USASpending.gov; U.S. Bureau of Economic Analysis; U.S. Census Bureau; and Unitedstateszipcodes.org.

NORTH CAROLINA

#12 \$9.5 B SPENT IN STATE	#26 1.8% OF STATE GDP	2.5% OF TOTAL U.S. DEFENSE SPENDING	\$935 PER RESIDENT	#25 \$2.8 B CONTRACT SPENDING	#4 200,090 NUMBER OF PERSONNEL	#5 \$6.7 B PERSONNEL SPENDING
---	------------------------------------	--	------------------------------	--	---	--

TOP DEFENSE CONTRACT SPENDING LOCATIONS

(M=millions B=billions)



TOP DEFENSE PERSONNEL SPENDING LOCATIONS

(M=millions B=billions)

