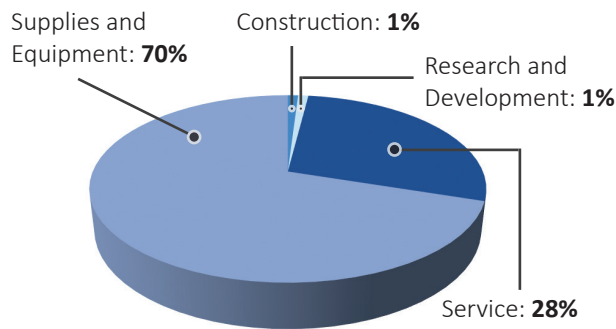


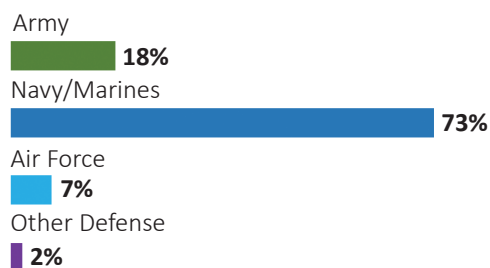
# MISSISSIPPI

## DEFENSE CONTRACTS

### By Type



### By Service

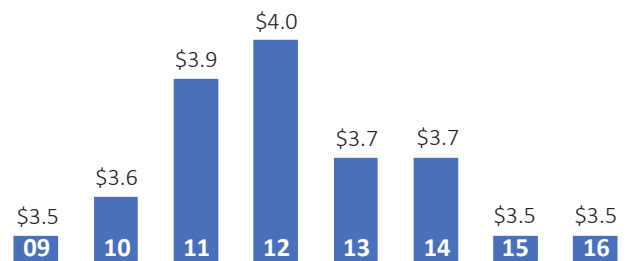


### Top Defense Contractors

(M=millions B=billions)

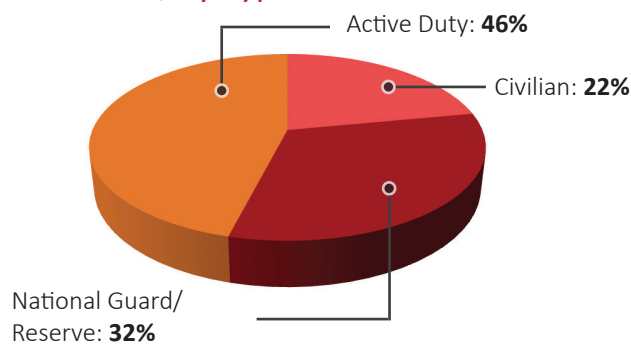
Huntington Ingalls	\$2.4 B
L-3 Communications	\$606.7 M
Northrop Grumman	\$215.9 M
Vectrus	\$90.3 M
Raytheon	\$51.6 M
Navistar International	\$46.0 M
Computer Sciences Corporation	\$40.8 M
Government of the United States	\$28.0 M
United States Marine, Inc.	\$20.9 M
J.E. Dunn Construction Group	\$20.7 M

### Contract Awards Performed (By Fiscal Year, Billions)



## DEFENSE PERSONNEL

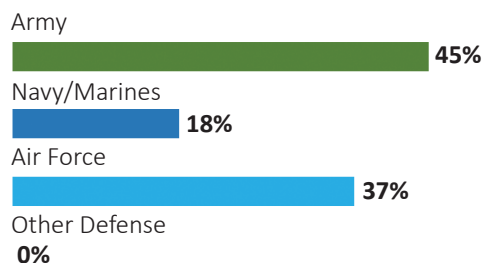
### Allocations, By Type



**\$1.2 BILLION**  
TOTAL PAYROLL

**46,058**  
TOTAL PERSONNEL

### Allocations, By Service



### Top Defense Personnel Locations

County	Total*	Active Duty Military	Civilians
Harrison	19,568	14,298	2,577
Lauderdale	5,214	3,120	787
Warren	2,915	ND	2,549
Lowndes	2,550	1,793	635
Hancock	2,119	646	1,419
Hinds	1,954	69	391
Forrest	1,767	490	417
Rankin	1,459	ND	442
Jackson	706	46	540
Lee	647	27	100

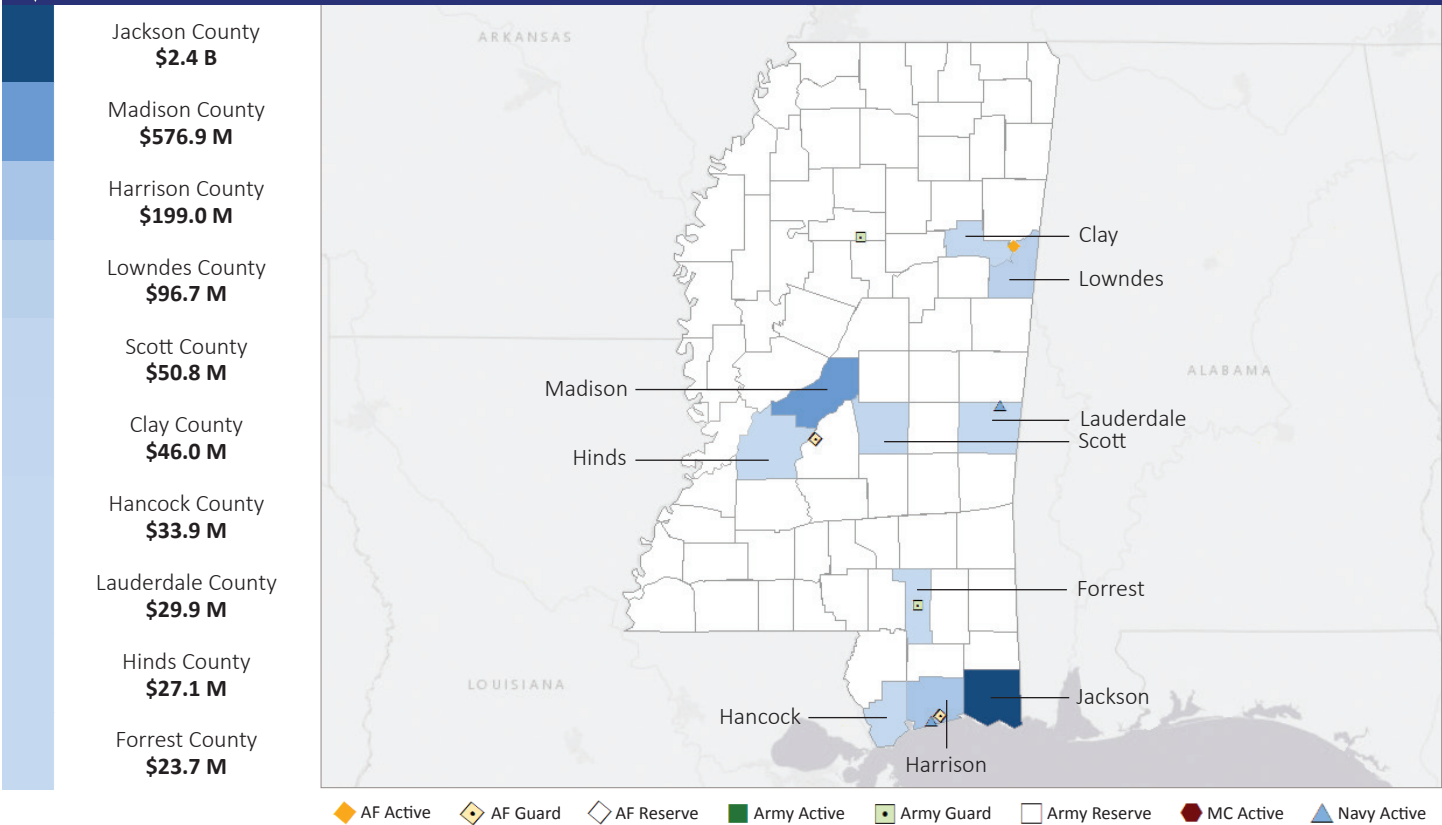
\*Total also includes uniformed National Guard and Reserve units.

Data sources: DoD's Defense Manpower Data Center; DoD's Procurement and Acquisition Policy; DoD's Military Installations, Ranges and Training Areas; USASpending.gov; U.S. Bureau of Economic Analysis; U.S. Census Bureau; and Unitedstateszipcodes.org.

#24 \$4.7 B SPENT IN STATE	#8 4.4% OF STATE GDP	1.2% OF TOTAL U.S. DEFENSE SPENDING	\$1,580 PER RESIDENT	#21 \$3.5 B CONTRACT SPENDING	#23 46,058 NUMBER OF PERSONNEL	#27 \$1.2 B PERSONNEL SPENDING
----------------------------------	-------------------------	---	-------------------------	-------------------------------------	--------------------------------------	--------------------------------------

TOP DEFENSE CONTRACT SPENDING LOCATIONS

(M=millions B=billions)



TOP DEFENSE PERSONNEL SPENDING LOCATIONS

(M=millions)

