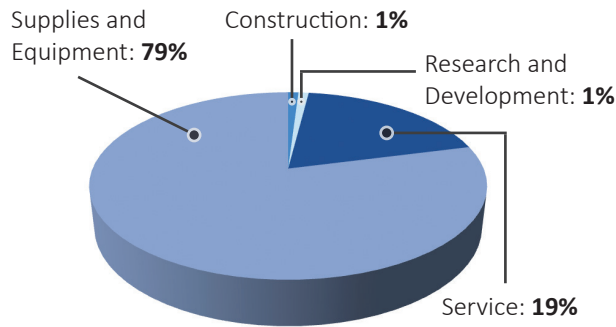


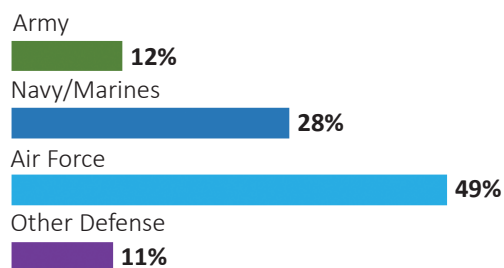
MISSOURI

DEFENSE CONTRACTS

By Type



By Service

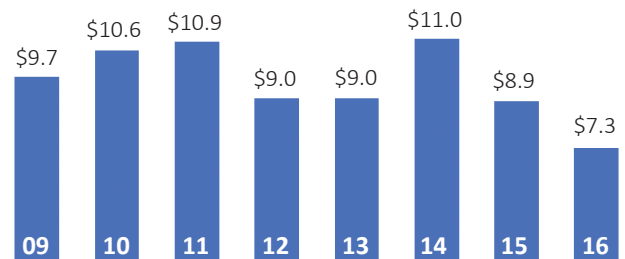


Top Defense Contractors

(M=millions B=billions)

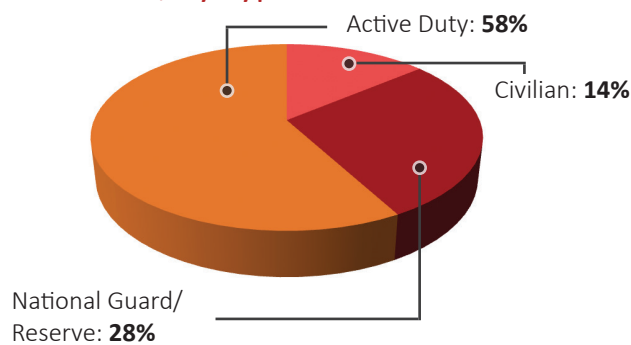
Boeing	\$5.9 B
Orbital ATK	\$336.6 M
World Wide Technology	\$242.2 M
SAIC	\$207.5 M
Leonardo S.p.A. (Finmeccanica)	\$114.9 M
Express Scripts	\$98.7 M
Robinson Mechanical Contractors	\$73.0 M
TC&S/ F-W	\$37.5 M
Energys	\$33.0 M
State of Missouri	\$32.0 M

Contract Awards Performed (By Fiscal Year, Billions)



DEFENSE PERSONNEL

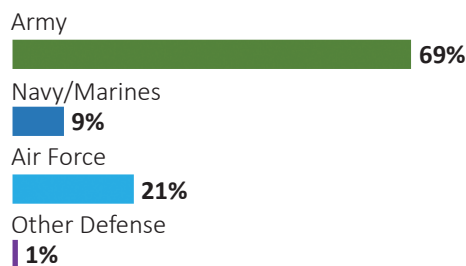
Allocations, By Type



\$1.3 BILLION
TOTAL PAYROLL

61,226
TOTAL PERSONNEL

Allocations, By Service



Top Defense Personnel Locations

County/City	Total*	Active Duty Military	Civilians
Pulaski	32,335	28,194	3,551
Johnson	7,397	4,501	1,182
Jackson	3,292	131	836
St. Louis	2,739	88	536
St. Louis City	2,113	433	902
Greene	1,670	29	262
Buchanan	1,484	26	364
Cole	1,316	32	365
St. Charles	876	ND	89
Cass	659	ND	53

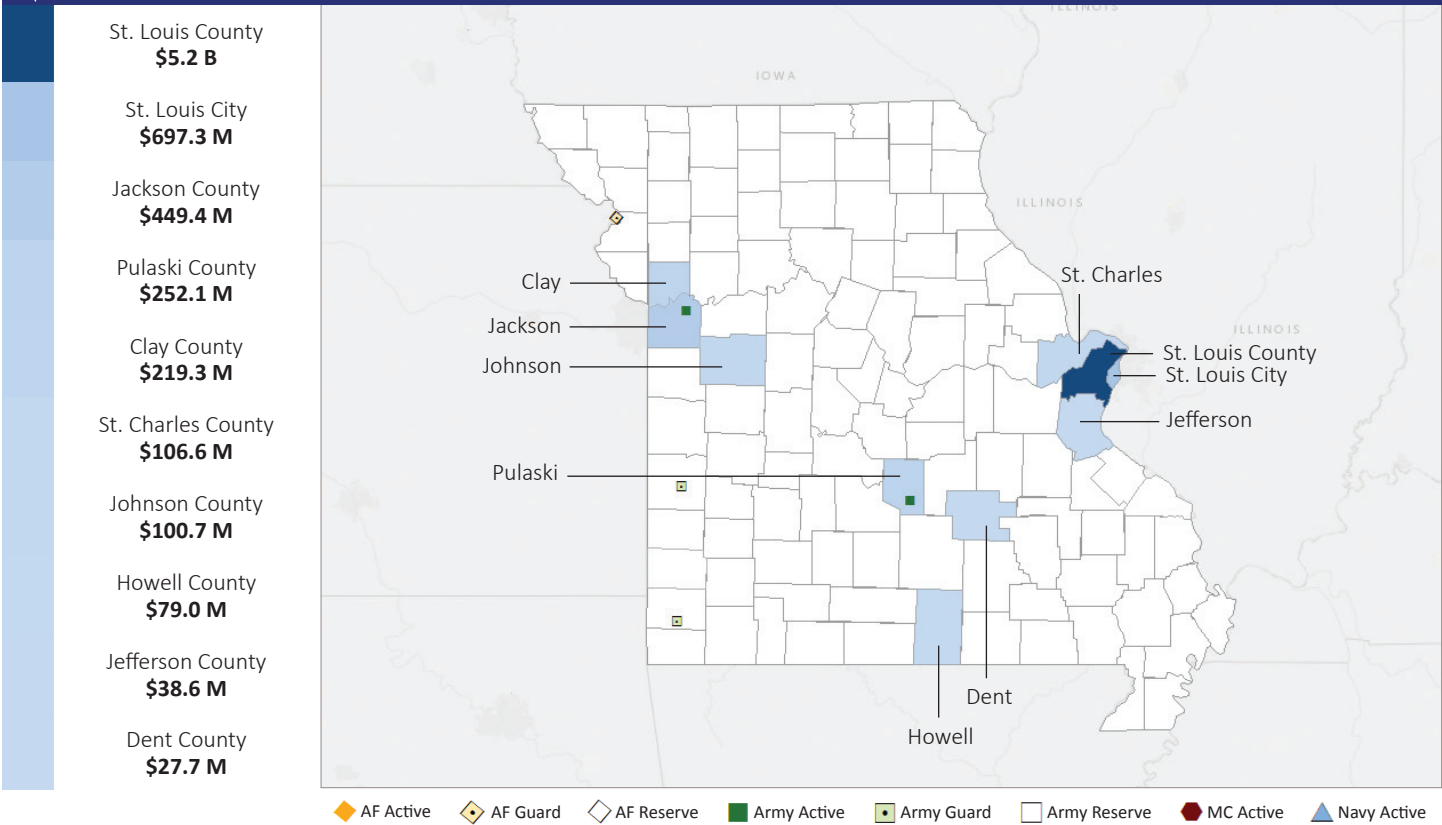
*Total also includes uniformed National Guard and Reserve units.

Data sources: DoD's Defense Manpower Data Center; DoD's Procurement and Acquisition Policy; DoD's Military Installations, Ranges and Training Areas; USASpending.gov; U.S. Bureau of Economic Analysis; U.S. Census Bureau; and Unitedstateszipcodes.org.

#15 \$8.6 B SPENT IN STATE	#14 2.8% OF STATE GDP	2.3% OF TOTAL U.S. DEFENSE SPENDING	\$1,407 PER RESIDENT	#11 \$7.3 B CONTRACT SPENDING	#18 61,226 NUMBER OF PERSONNEL	#26 \$1.3 B PERSONNEL SPENDING
----------------------------------	--------------------------	---	-------------------------	-------------------------------------	--------------------------------------	--------------------------------------

TOP DEFENSE CONTRACT SPENDING LOCATIONS

(M=millions B=billions)



TOP DEFENSE PERSONNEL SPENDING LOCATIONS

(M=millions)

