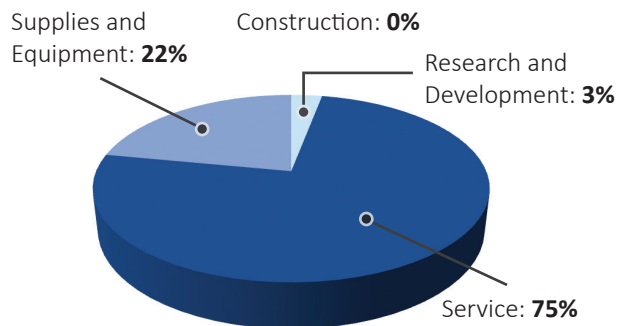



MINNESOTA

DEFENSE CONTRACTS

By Type



By Service

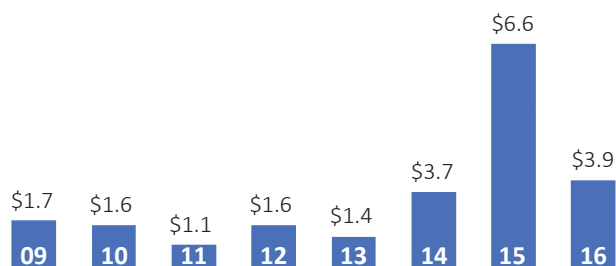


Top Defense Contractors

(M=millions B=billions)

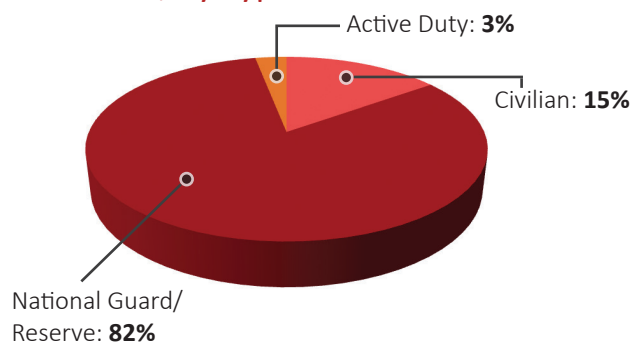
UnitedHealth Group	\$2.6 B
Orbital ATK	\$272.1 M
BAE Systems	\$202.1 M
Boeing	\$146.2 M
Northrop Grumman	\$134.1 M
Cummins	\$106.8 M
General Atomic Technologies	\$70.3 M
General Dynamics	\$35.3 M
Honeywell International	\$22.6 M
Lockheed Martin	\$20.7 M

Contract Awards Performed (By Fiscal Year, Billions)



DEFENSE PERSONNEL

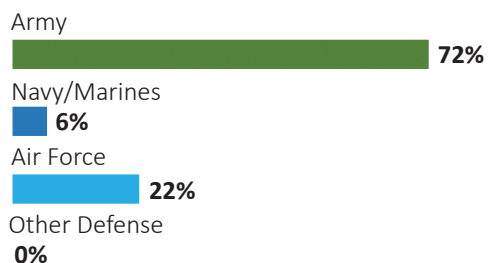
Allocations, By Type



\$308.4 MILLION
TOTAL PAYROLL

20,213
TOTAL PERSONNEL

Allocations, By Service



Top Defense Personnel Locations

County	Total*	Active Duty Military	Civilians
Hennepin	5,758	484	716
Ramsey	3,250	54	960
St. Louis	1,941	11	404
Morrison	1,483	ND	397
Dakota	1,054	11	55
Stearns	679	ND	94
Washington	415	ND	13
Blue Earth	370	37	11
Rice	318	ND	15
Wright	312	ND	ND

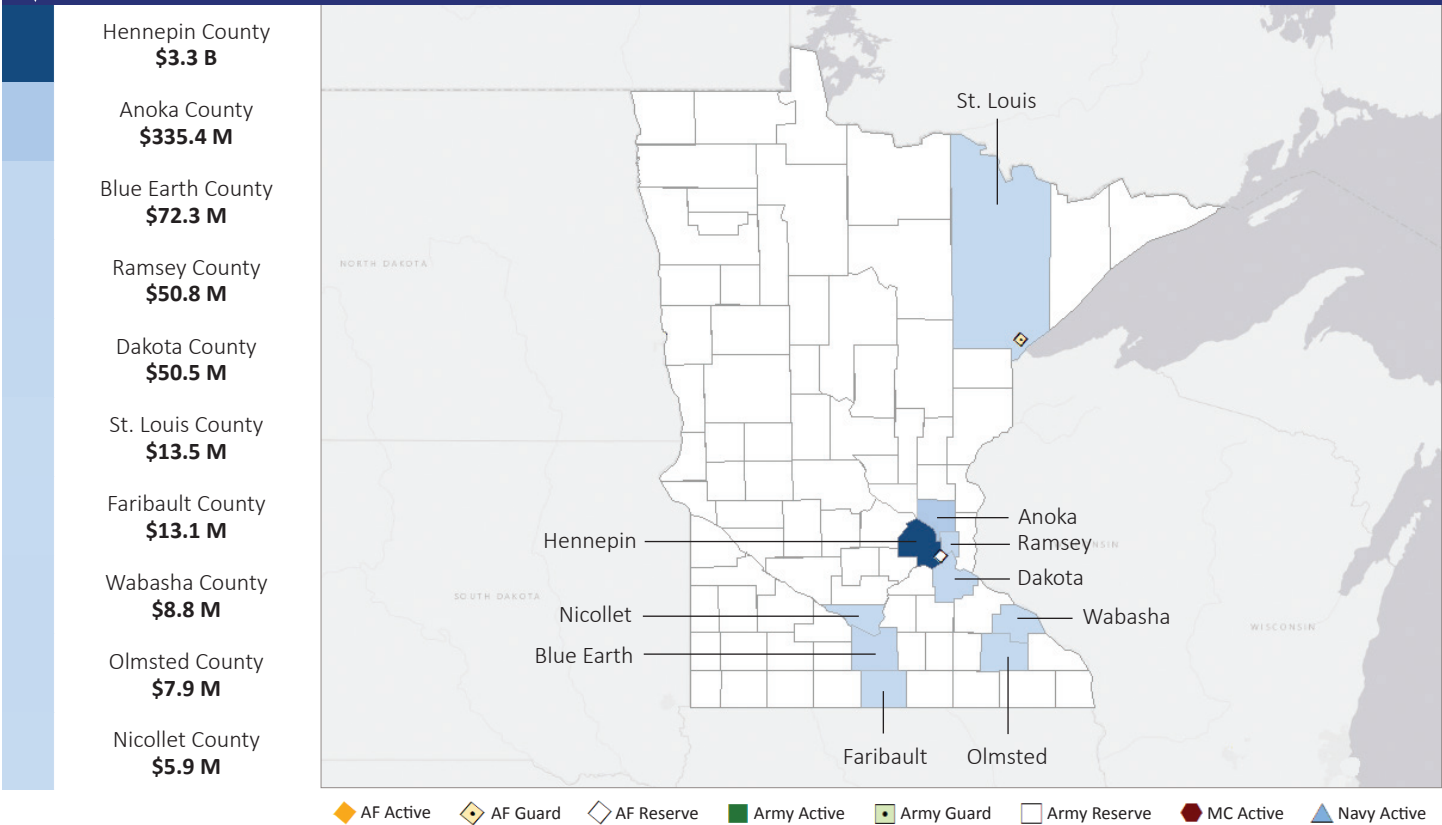
*Total also includes uniformed National Guard and Reserve units.

Data sources: DoD's Defense Manpower Data Center; DoD's Procurement and Acquisition Policy; DoD's Military Installations, Ranges and Training Areas; USASpending.gov; U.S. Bureau of Economic Analysis; U.S. Census Bureau; and Unitedstateszipcodes.org.

#25 \$4.2 B SPENT IN STATE	#32 1.2% OF STATE GDP	1.1% OF TOTAL U.S. DEFENSE SPENDING	\$760 PER RESIDENT	#18 \$3.9 B CONTRACT SPENDING	#35 20,213 NUMBER OF PERSONNEL	#42 \$0.3 B PERSONNEL SPENDING
----------------------------------	--------------------------	---	-----------------------	-------------------------------------	--------------------------------------	--------------------------------------

TOP DEFENSE CONTRACT SPENDING LOCATIONS

(M=millions B=billions)



TOP DEFENSE PERSONNEL SPENDING LOCATIONS

(M=millions)

