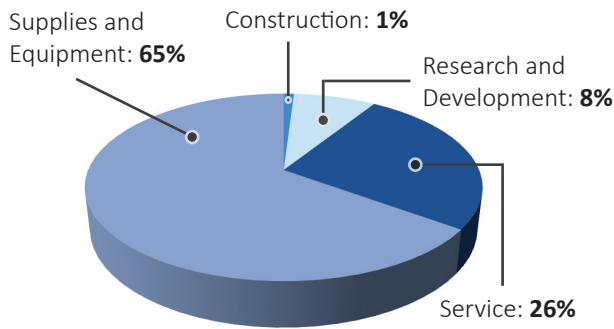



# MICHIGAN

## DEFENSE CONTRACTS

### By Type



### By Service

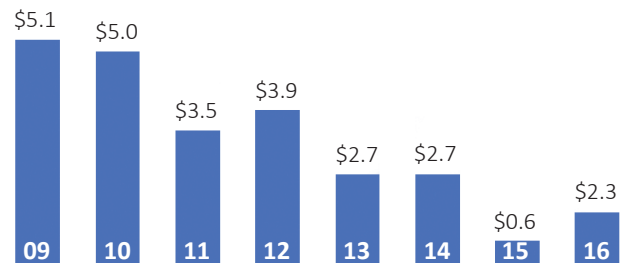


### Top Defense Contractors

(M=millions B=billions)

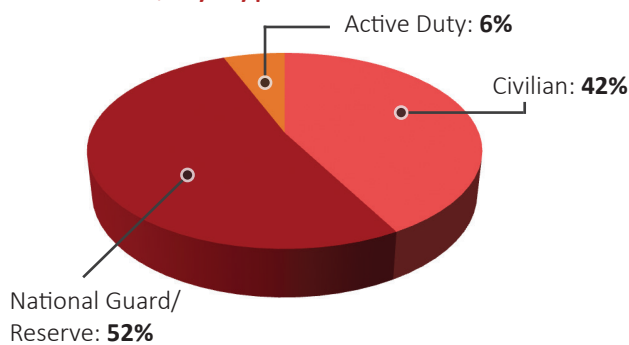
General Dynamics	\$1.0 B
BAE Systems	\$221.6 M
Peckham Vocational Industries	\$92.2 M
Avon Rubber	\$76.3 M
L-3 Communications	\$75.4 M
Loc Performance Products	\$68.2 M
Wolverine World Wide	\$48.5 M
Interpublic Group of Companies	\$42.8 M
Raytheon	\$40.6 M
Oshkosh	\$38.2 M

### Contract Awards Performed (By Fiscal Year, Billions)



## DEFENSE PERSONNEL


### Allocations, By Type



**\$996.3 MILLION**  
TOTAL PAYROLL

**25,002**  
TOTAL PERSONNEL

### Allocations, By Service



### Top Defense Personnel Locations

County	Total*	Active Duty Military	Civilians
Macomb	9,283	375	6,908
Calhoun	2,535	54	1,591
Wayne	2,103	300	341
Kalamazoo	1,534	14	89
Kent	1,294	78	91
Oakland	1,270	147	419
Clinton	783	16	ND
Ingham	775	238	416
Crawford	567	ND	128
Eaton	540	34	105

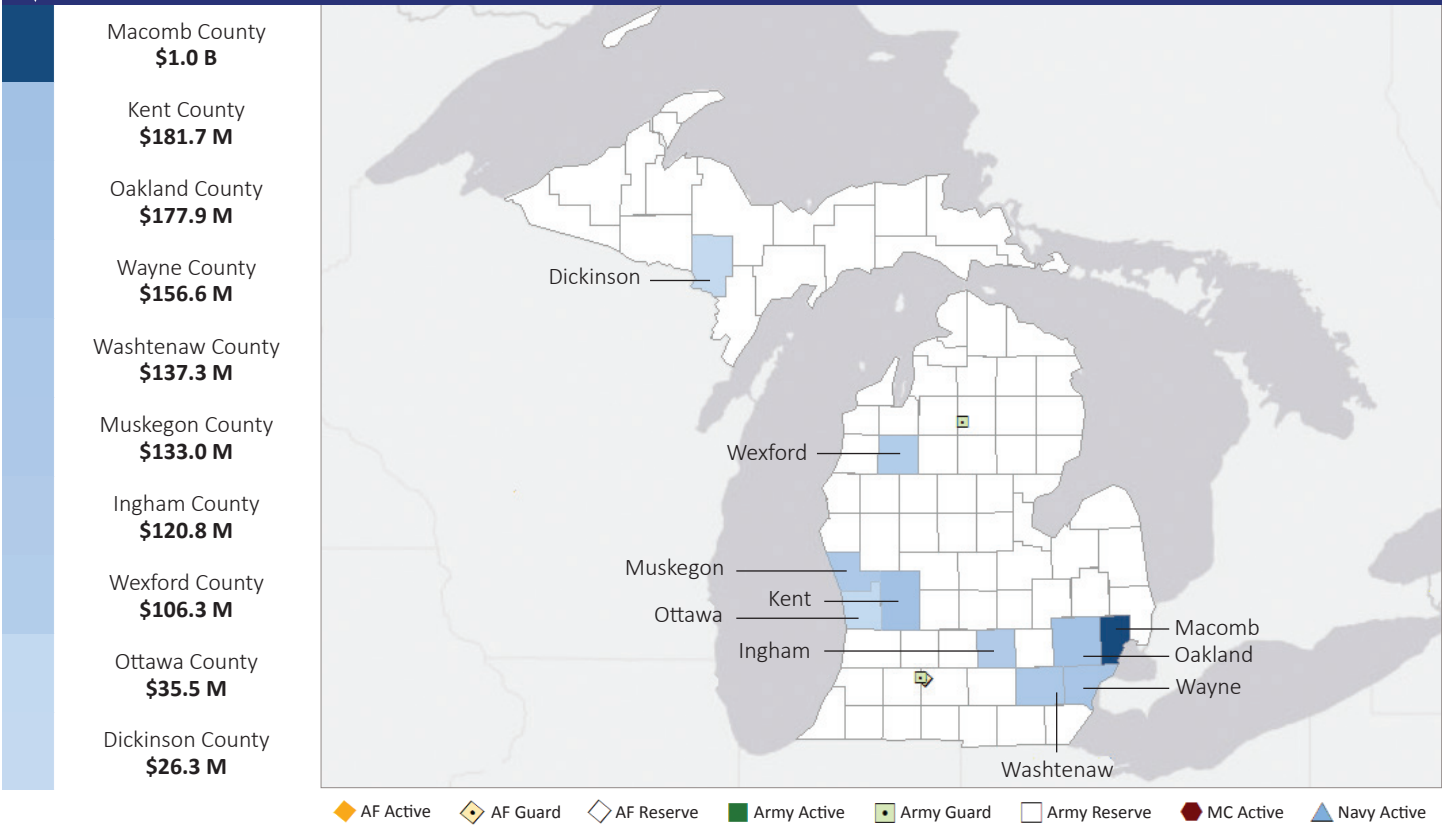
\*Total also includes uniformed National Guard and Reserve units.

Data sources: DoD's Defense Manpower Data Center; DoD's Procurement and Acquisition Policy; DoD's Military Installations, Ranges and Training Areas; USASpending.gov; U.S. Bureau of Economic Analysis; U.S. Census Bureau; and Unitedstateszipcodes.org.

#28 \$3.3 B SPENT IN STATE	#47 0.7% OF STATE GDP	0.9% OF TOTAL U.S. DEFENSE SPENDING	\$333 PER RESIDENT	#27 \$2.3 B CONTRACT SPENDING	#31 25,002 NUMBER OF PERSONNEL	#29 \$1.0 B PERSONNEL SPENDING
----------------------------------	--------------------------	---	-----------------------	-------------------------------------	--------------------------------------	--------------------------------------

TOP DEFENSE CONTRACT SPENDING LOCATIONS

(M=million, B=billions)



TOP DEFENSE PERSONNEL SPENDING LOCATIONS

(M=millions)

