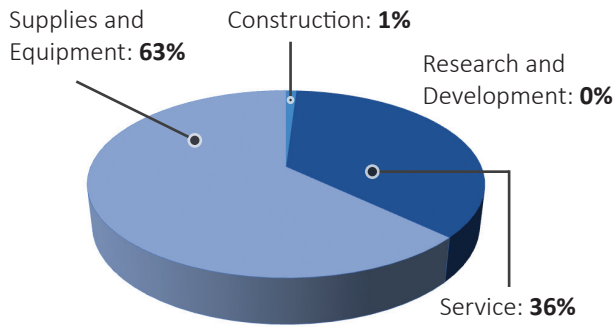


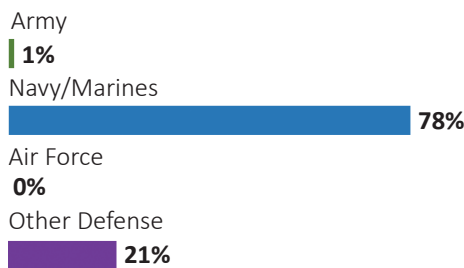
MAINE

DEFENSE CONTRACTS

By Type



By Service

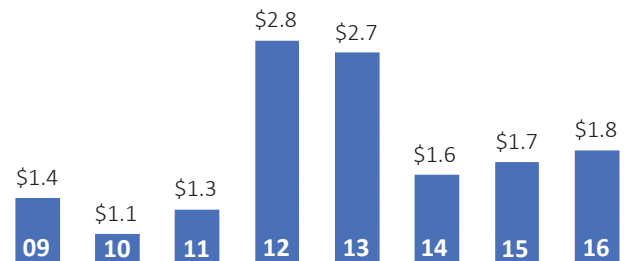


Top Defense Contractors

(M=millions B=billions)

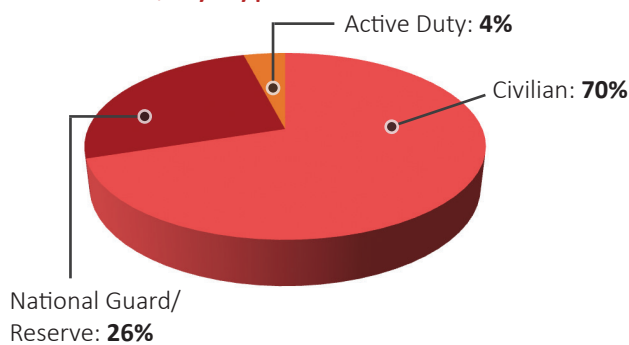
Bath Iron Works	\$1.2 B
Martin's Point Health Care	\$329.5 M
City of Bangor	\$25.1 M
Methuen Construction	\$18.1 M
Ameresco	\$12.9 M
Orbis	\$7.5 M
CCI Energy and Construction Services	\$7.5 M
Engineered Construction Services	\$7.2 M
Huntington Ingalls	\$7.2 M
CCI Construction Services	\$6.3 M

Contract Awards Performed (By Fiscal Year, Billions)



DEFENSE PERSONNEL

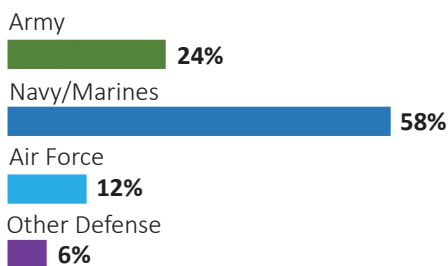
Allocations, By Type



\$607.4 MILLION
TOTAL PAYROLL

12,069
TOTAL PERSONNEL

Allocations, By Service



Top Defense Personnel Locations

County	Total*	Active Duty Military	Civilians
York	6,763	ND	6,570
Penobscot	1,784	ND	448
Cumberland	788	219	80
Kennebec	760	56	202
Aroostook	745	ND	656
Sagadahoc	526	188	338
Androscoggin	286	ND	20
Washington	124	ND	80
Oxford	81	ND	ND
Somerset	66	ND	ND

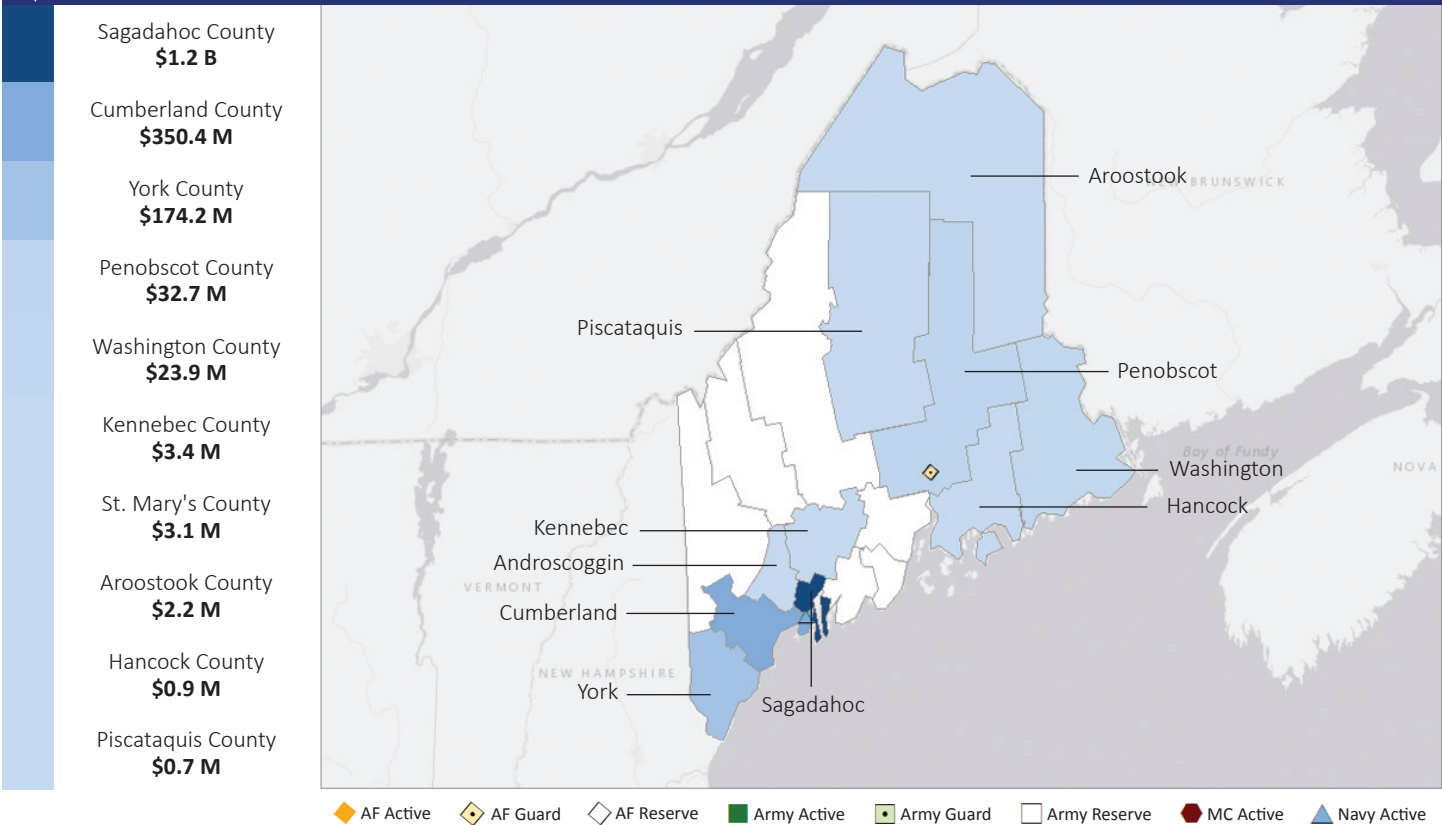
*Total also includes uniformed National Guard and Reserve units.

Data sources: DoD's Defense Manpower Data Center; DoD's Procurement and Acquisition Policy; DoD's Military Installations, Ranges and Training Areas; USASpending.gov; U.S. Bureau of Economic Analysis; U.S. Census Bureau; and Unitedstateszipcodes.org.

#35 \$2.4 B SPENT IN STATE	#9 4.0% OF STATE GDP	0.6% OF TOTAL U.S. DEFENSE SPENDING	\$1,790 PER RESIDENT	#30 \$ 1.8 B CONTRACT SPENDING	#42 12,069 NUMBER OF PERSONNEL	#36 \$0.6 B PERSONNEL SPENDING
----------------------------------	-------------------------	---	-------------------------	--------------------------------------	--------------------------------------	--------------------------------------

TOP DEFENSE CONTRACT SPENDING LOCATIONS

(M=millions B=billions)



TOP DEFENSE PERSONNEL SPENDING LOCATIONS

(M=millions)

