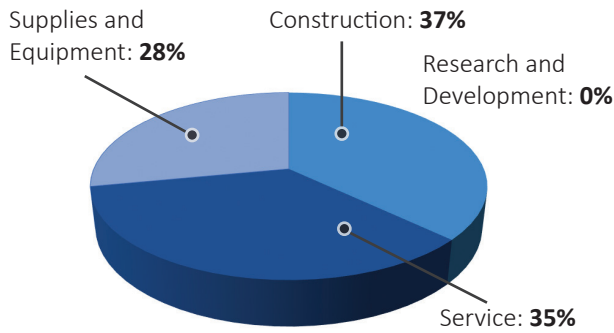


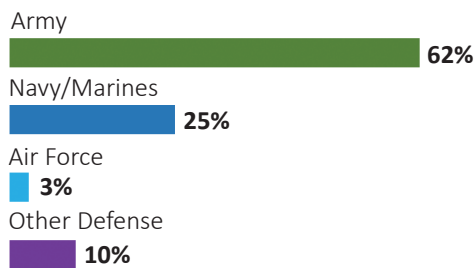
LOUISIANA

DEFENSE CONTRACTS

By Type



By Service

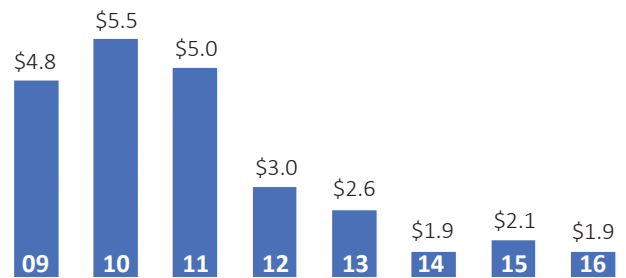


Top Defense Contractors

(M=millions)

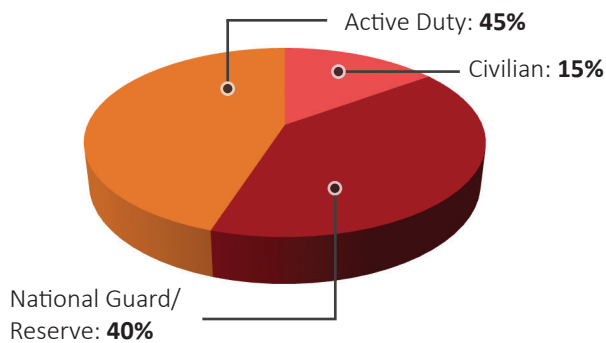
Textron	\$226.8 M
PCCP Constructors, JV	\$143.0 M
Hornbeck Offshore Services	\$101.7 M
Placid Refining Company	\$72.4 M
Boh Bros. Construction	\$66.4 M
Cubic	\$46.7 M
Weeks Marine	\$44.3 M
Renda/J Bros Joint Venture	\$39.4 M
AECOM	\$33.5 M
Swiftships Shipbuilders	\$33.0 M

Contract Awards Performed (By Fiscal Year, Billions)



DEFENSE PERSONNEL

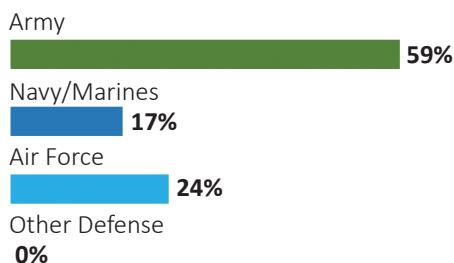
Allocations, By Type



\$1.4 BILLION
TOTAL PAYROLL

43,798
TOTAL PERSONNEL

Allocations, By Service



Top Defense Personnel Locations

Parish	Total*	Active Duty Military	Civilians
Vernon	12,286	10,518	1,649
Bossier	9,740	6,305	1,536
Orleans	9,559	1,408	1,804
Rapides	1,684	ND	442
East Baton Rouge	1,540	227	117
Iberville	866	51	42
Tangipahoa	698	ND	106
Plaquemines	697	ND	696
Jefferson Davis	558	558	ND
Calcasieu	517	ND	53

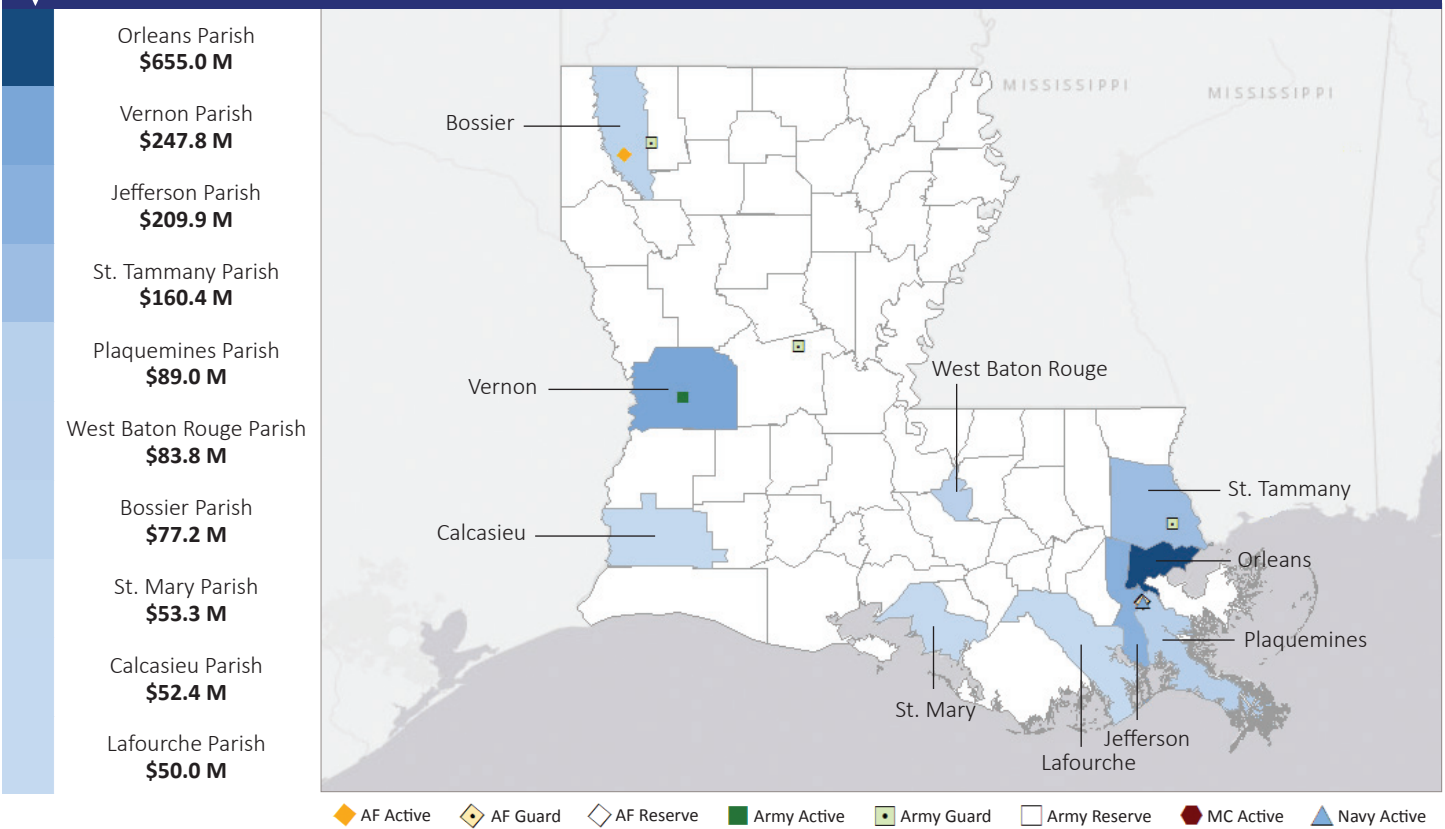
*Total also includes uniformed National Guard and Reserve units.

Data sources: DoD's Defense Manpower Data Center; DoD's Procurement and Acquisition Policy; DoD's Military Installations, Ranges and Training Areas; USASpending.gov; U.S. Bureau of Economic Analysis; U.S. Census Bureau; and Unitedstateszipcodes.org.

#29 \$3.3 B SPENT IN STATE	#31 1.4% OF STATE GDP	0.8% OF TOTAL U.S. DEFENSE SPENDING	\$685 PER RESIDENT	#29 \$1.9 B CONTRACT SPENDING	#24 43,798 NUMBER OF PERSONNEL	#25 \$1.4 B PERSONNEL SPENDING
----------------------------------	--------------------------	---	-----------------------	-------------------------------------	--------------------------------------	--------------------------------------

TOP DEFENSE CONTRACT SPENDING LOCATIONS

(M=millions)



TOP DEFENSE PERSONNEL SPENDING LOCATIONS

(M=millions)

